

五矿发展股份有限公司

600058

二零二二年年度报告



600058

2012

2012

2,464,400,732.33

.....	1
.....	2
.....	4
.....	6
.....	17
.....	24
.....	28
.....	33
.....	36
.....	37
.....	121

	Minmetals Development Co.,Ltd.
	MINLIST

	5 B	5 B
	010-68494205	010-68494267
	010-68494207	010-68494207
	cuiql@minmetals.com	sunjjs@minmetals.com

	5 B
	100044
	5 B
	100044
	www.minlist.com.cn
	minlist@minmetals.com

	www.sse.com.cn

A			600058

()

()

2011

()

()

2004 1 30
 2011 12 29

		16 7
	12	

()

	2012	2011		2011 (%)	2010	
	149,388,449,893.61	165,826,284,181.74	162,052,661,862.08	-9.91	134,209,105,195.55	131,465,910,645.75
	-380,444,262.64	556,312,558.62	537,801,879.20	-168.39	370,151,705.90	384,795,627.99
	-650,034,142.31	16,003,316.53	16,003,316.53	-4,161.87	371,840,671.62	371,840,671.62
	4,023,844,846.03	-3,018,910,063.63	-2,905,373,133.98		1,217,400,291.46	1,127,515,411.96
	2012	2011		2011 (%)	2010	
	8,259,654,892.06	9,259,562,623.06	9,073,012,811.21	-10.80	8,650,459,144.22	8,786,115,453.18
	43,849,113,622.26	50,972,425,111.63	48,970,385,917.21	-13.97	44,231,781,979.55	43,236,351,008.37

()

	2012	2011		2011 (%)	2010	
	-0.3549	0.5190	0.5017	-168.38	0.3453	0.3590
	-0.3549	0.5190	0.5017	-168.38	0.3453	0.3590
	-0.6064	0.0149	0.0149	-4,169.80	0.3469	0.3469
%	-4.3012	6.3221	6.0227	10.62	4.4275	4.5351
%	-7.4959	0.1792	0.1792	7.68	4.3824	4.3824

2012 12 28

	2012	2011	2010
	691,689.85	369,461,771.97	-16,444,938.63
	52,831,009.12	34,864,916.14	31,100,025.71

	2012	2011	2010
		234,498.06	11,551,589.73
			4,666,780.00
	-26,900,232.68	18,510,679.42	-14,643,922.09
	255,670,587.40	121,737,849.96	3,134,377.50
	16,371,332.40	198,301,692.79	
	62,803,560.88	-9,993,310.15	-17,647,276.18
	-336,100.21	-17,742,397.27	
	-10,008,200.92	7,661,709.10	449,171.38
	-81,533,766.17	-182,728,167.93	-3,854,773.14
	269,589,879.67	540,309,242.09	-1,688,965.72

: :

13,579,849,178.60

2012

()
1

: :

				(%)	(%)	%
	13,913,749.42	13,780,064.28	0.96	-12.22	-11.70	0.58
	835,367.80	856,147.34	-2.49	-12.32	-1.77	11.01
	383,745.75	362,663.67	5.49	-15.55	-17.01	1.67
	4,566.15	1,607.57	64.79	4.21	3.88	0.11
	47,242.48	26,502.53	43.90	2.67	-0.95	2.05
	165.49	93.64	43.42			
	298,807.40	284,196.87				
	14,886,029.69	14,742,882.15	0.96	-10.11	-9.04	1.17

10%

93.47%

12.22%

10%

133,685.14

93.39%

0.96%

0.58

21,082.08

14.73%

5.49%

1.67

20,739.95

14.49%

43.90%

2.05

-20,779.54

-14.52%

-2.49%

11.01

: :

				(%)	(%)	%
	2,185,410.38	2,176,725.75	0.40	-13.13	-12.68	0.51
	2,104,408.09	2,116,527.36	-0.58	20.40	21.16	0.64
	1,827,137.77	1,823,963.58	0.17	-9.95	-9.56	0.43
	91,683.36	106,431.21	-16.09	-24.15	-7.21	21.19

10%

14.68% 14.14% 12.27%

-10.30%

10%

-14,747.85

-16.09%

21.19

2

	14,886,029.69	-9.17
	0	-100.00

()

1

		%		%	%	
	191,703.00	4.37	289,618.12	5.68	-33.81	
	410,650.48	9.37	277,078.36	5.44	48.21	
	40,679.43	0.93	34,042.17	0.67	19.50	
	957,754.23	21.84	1,460,195.92	28.65	-34.41	
	2,386.61	0.05	12,517.78	0.25	-80.93	
	1,332.00	0.03	33,391.95	0.66	-96.01	
	27,867.24	0.64	23,434.91	0.46	18.91	
	107,687.63	2.46	94,105.69	1.85	14.43	
	1,800.82	0.04				
	5,515.18	0.13	3,554.65	0.07	55.15	
	139,001.05	3.17	104,369.36	2.05	33.18	
	14,794.40	0.34	10,497.57	0.21	40.93	
	2,203.68	0.05	8,399.71	0.16	-73.76	
	193,162.85	4.41	34,329.15	0.67	462.68	

%

%

%

		90,000.00	1,689,136.88	77,501.38	1,346.92
		90,000.00	1,110,471.21	115,763.84	-7,310.80
		3,366.24	74,785.48	29,505.22	1,633.08
		1,352.52	2,642.21	2,387.16	-7.45
		30,000.00	233,370.99	20,683.94	-5,625.23
		6,000.00	12,818.01	5,880.92	-129.26
		3,000.00	14,726.89	5,327.36	1,509.32
		493,908.33	1,469,077.88	421,293.98	-85,147.56
		28,638.00	51,714.27	11,013.56	-3,993.97
		6,490.78	42,850.67	-7,294.09	-2,480.16
		3,697.30	35,620.95	23,083.63	6,225.64
		5,000.00	9,871.61	7,506.04	-115.54

()

2013

()

1

1

2

3

2

1

2

3

3

1

2

3

()

2013

2013

2013

1,550

1

2

3

4

5

()

2013

2013

15

390

410

()

2013

2013

2013

1

2013

2013

2
2011

2013

3

2012

4
2012

5

()

()

()

()

2012 2012 8 30

2012 1 2

10% 3
30% 4

2011 2011 2011

2.10 1,071,910,711 10 2011

2012 6 20 225,101,249.31 2,846,079,052.27

2012 2012

2,464,400,732.33

()

()

	10	10 ()	10			(%)
2012	0	0	0	0	-380,444,262.64	0
2011	0	2.10	0	225,101,249.31	556,312,558.62	41.86
2010	0	1.50	0	160,786,606.65	370,151,705.9	41.78

√

()

2012 10 30											
100%											
18,376.38	100%	,									(2012-17)

()

	100%	2012 12 28	11,102.41	0	1,060.33						0	(%)
	100% 100%	2012 12 28	7,273.97	0	-3,750.35						0	

√

()

					:	:
						(%)
					2,507,108,546.47	1.82
					1,410,409,922.06	1.02
					1,301,352,569.38	0.95
					1,110,682,820.59	0.81
					803,973,722.63	0.58
					743,531,779.15	0.54
					706,036,839.27	0.51
					494,355,955.79	0.36
					255,810,331.44	0.19
					181,447,561.78	0.13
					117,480,061.17	0.09
					43,135,629.55	0.03
					36,713,993.43	0.03
					31,469,260.66	0.02
					12,930,782.90	0.01
					8,148,797.76	0.01
					4,761,660.00	1.27
					26,281.04	
					481,956,674.56	0.33

					267,408,604.59	0.18
					107,499,240.91	0.07
					106,521,507.32	0.07
					105,309,160.31	0.07
					80,598,506.81	0.06
					77,073,580.92	0.05
					62,510,798.95	0.04
					61,175,091.88	0.04
					27,650,602.48	0.02
					10,655,868.89	0.01
					9,690,227.95	0.01
					4,383,208.52	

					15,254,370.24	0.44
					12,713,510.03	0.36
					9,386,362.02	0.27
					8,876,838.65	0.25
					7,831,091.55	0.22
					6,977,780.88	0.20
					4,791,877.26	0.14
					4,267,689.15	0.12
					1,756,807.64	0.05
					1,470,069.76	0.04
					1,025,548.54	0.03
					822,293.95	0.02
					517,453.16	0.01
					448,658.00	0.01
					98,903.20	
					47,726.00	
					14,925.00	
					7,532,707.68	16.50
				/	11,335,012,763.82	

2012

10%

()

2012	10	30					
					100%		100%
					100%	18,376.38	100%
			2012	12	28		

()

						203,329,594.82	203,329,594.82
					250,272,729.02	-166,955,313.04	83,317,415.98
					54,675,079.17	22,345,312.33	77,020,391.50
					1,211,724.80	1,314,616.83	2,526,341.63
						330,000.00	330,000.00
						300,300.00	300,300.00
					236,275.74		236,275.74
					21,374.28	67,279.90	88,654.18
						25,276.75	25,276.75
						3,950.00	3,950.00

					16,000.00	-16,000.00	
					306,433,183.01	60,745,017.59	367,178,200.60

()
√

()
√

()

5%

()

		(%)							(%)
1									
2									
3									
	1,071,910,711	100						1,071,910,711	100
1	1,071,910,711	100						1,071,910,711	100
2									
3									
4									
	1,071,910,711	100						1,071,910,711	100

()

() 3

()

()

		131,432		5		127,228
		(%)				
		62.56	670,604,922	0	0	
		0.37	3,914,751	3,914,751	0	
	50	0.33	3,501,403	101,689	0	
300		0.32	3,398,316	1,052,208	0	

300	1,906,973	1,906,973
90	1,902,325	1,902,325
	1,764,873	1,764,873
300	1,452,100	1,452,100

()


	2010 12 16		
	71782846-2		
			29,069,242,900
	2012		
		2012 9	2,259
		2012 9	2,311
		2012 9	74
	1	June Glory International Limited	44.54% 2
			62.05% 3
			47.44% 4
			53.08% 5
			44.49%
	6		
	35.28% 7		
		41.36%	

()

1

	2001 7 19		
	10000093X		
			10,108,928,000
	2012		
		2012 9	2,330
		2012 9	2,395
		2012 9	42
1		June Glory International Limited	44.54% 2 62.05% 3 47.44% 4 53.08% 5 44.49%
6	35.28% 7		
	41.36%		

2



			60	2012 24	4	2015 24	4	25,012	25,012	0		0
			75	2012 24	4	2015 24	4	0	0	0		0
			49	2012 24	4	2015 24	4	20,000	20,000	0		0
			50	2009 24	4	2012 24	4	0	0	0		5
			50	2012 24	4	2015 24	4	0	0	0		20
			55	2012 24	4	2015 24	4	0	0	0		15
			53	2012 24	4	2015 24	4	4,000	4,000	0		0
			39	2012 24	4	2015 24	4	2,600	2,600	0		82.16
			49	2012 24	4	2015 24	4	0	0	0		0
			41	2012 24	4	2015 24	4	0	0	0		0
			55	2012 24	4	2015 24	4	0	0	0		0
			55	2012 24	4	2015 24	4	13,182	13,182	0		0
			39	2012 24	4	2015 24	4	0	0	0		0
			46	2012 24	4	2015 24	4	3,700	3,700	0		0
			45	2012 24	4	2015 24	4	0	0	0		65.43
			43	2012 24	4	2015 24	4	0	0	0		34.52
			47	2012 24	4	2015 24	4	0	0	0		65.91
			50	2012 24	4	2015 24	4	10,000	10,000	0		73.78
			49	2012 24	4	2015 24	4	10,000	10,000	0		74.27
			61	2009 24	4	2012 24	4	0	0	0		37.27
			50	2012 24	4	2015 24	4	0	0	0		64.17

			49	2012 24	4	2015 24	4	0	0	0		50.63
			53	2012 24	4	2015 24	4	0	0	0		69.88
			41	2012 24	4	2015 24	4	0	0	0		65.52
			42	2012 24	4	2015 24	4	0	0	0		65.5

	850.86

()

	854
	7,421
	8,275
	942
	2,811
	2,467
	1,561
	317
	1,119
	8,275
	334
	3,096
	2,388
	2,457
	8,275

()

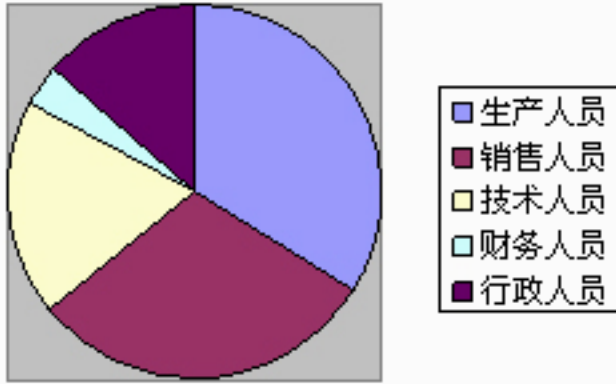
()

2012

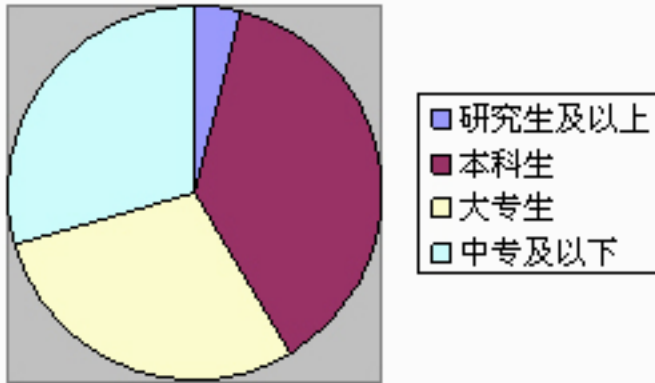
3,725

2

()



()



2012 2012 8 30

2012 1 2

10% 3
30% 4

2012

2011 11 15
"

/

2012 2014

2011 2012

2012 4 30

()

2012

2011

2012

2011 11 15

/

2012

2014

2012 12 31

[2013]003666

12 31

2012

" "

2012

2

1

2012 12 31

:

: :

	()	1,917,029,996.28	2,896,181,247.28
	()	2,494,866,113.66	2,694,862,411.49
	()	4,106,504,763.41	2,770,783,609.50
	()	10,780,899,864.43	12,767,986,015.16
	()	406,794,333.13	340,421,688.20
	()	9,577,542,288.18	14,601,959,187.44
	()	23,866,061.44	125,177,760.77
		29,307,503,420.53	36,197,371,919.84
	()	13,320,000.00	333,919,518.54
	()	278,672,389.67	234,349,148.90
	()	54,856,185.44	57,996,195.17
	()	10,721,582,850.52	11,223,097,138.20
	()	1,076,876,312.41	941,056,859.95

		14,541,610,201.73	14,775,053,191.79
		43,849,113,622.26	50,972,425,111.63
	()	7,360,440,026.82	8,419,758,394.89
	()	9,914,880,184.14	10,311,180,960.54
	()	5,867,434,608.01	5,571,759,155.61
	()	5,005,955,176.22	6,655,845,146.45
	()	297,146,327.37	387,146,061.58
	()	147,944,000.79	104,975,674.61
	()	22,036,771.57	83,997,141.04
	()	41,797,817.07	40,274,535.96
	()	495,902,343.43	535,228,403.39
	()	1,931,628,480.00	343,291,520.00
		31,085,165,735.42	32,453,456,994.07
	()	1,935,280,250.00	6,306,147,777.43
	()	3,980,468.27	4,043,948.27

		8,259,654,892.06	9,259,562,623.06
		2,494,620,771.94	2,795,405,090.35
		10,754,275,664.00	12,054,967,713.41
		43,849,113,622.26	50,972,425,111.63

2012 12 31

:

: :

		150,762,387.80	280,340,296.24
	()	3,878,309,608.14	6,457,618,207.79
			43,850,000.00
		4,029,071,995.94	6,781,808,504.03
		13,320,000.00	333,919,518.54
	()	5,551,047,519.37	5,331,397,940.20
		4,106,624.33	4,604,775.92
		4,191,066.11	4,767,179.82
		28,003,992.85	33,490,316.08
		5,600,669,202.66	5,708,179,730.56

		9,629,741,198.60	12,489,988,234.59
		91,907,175.86	114,766,835.58
		85,711,364.44	115,102,054.51
		247,446,298.45	2,774,210,647.62
		63,480.00	291,520.00
		425,128,318.75	3,004,371,057.71
		160,280,250.00	173,274,750.00
			63,480.00
		3,221,815.25	80,979,879.62
		163,502,065.25	254,318,109.62
		588,630,384.00	3,258,689,167.33
		1,071,910,711.00	1,071,910,711.00
		4,477,179,710.90	4,721,622,474.99
		740,346,233.86	712,410,657.79
		2,751,674,158.84	2,725,355,223.48
		9,041,110,814.60	9,231,299,067.26
		9,629,741,198.60	12,489,988,234.59

2012 1 12

: :

		149,388,449,893.61	165,826,284,181.74
	()	149,388,449,893.61	165,826,284,181.74

		150,665,490,442.83	165,442,417,977.25
	()	147,858,678,193.97	162,210,253,368.45
	()	244,418,858.08	412,178,237.64
	()	434,994,048.30	536,606,500.69
	()	1,369,275,188.72	1,642,698,190.87
	()	649,319,085.35	43,996,924.18
	()	108,805,068.41	596,684,755.42
	()	-375,993.46	-187,182.03
	()	268,280,777.84	475,372,208.43
		3,928,917.97	3,487,980.52
		-1,009,135,764.84	859,051,230.89
	()	149,273,929.87	125,583,165.94
	()	120,018,227.21	128,211,104.71
		1,247,053.77	19,237,930.73
		-979,880,062.18	856,423,292.12
	()	-196,455,552.21	283,751,540.42
		-783,424,509.97	572,671,751.70
		-380,444,262.64	556,312,558.62
		-402,980,247.33	16,359,193.08
	()	-0.3549	0.5190
	()	-0.3549	0.5190
	()	-233,274,193.17	-93,511,114.73
		-1,016,698,703.14	479,160,636.97
		-613,718,455.81	462,801,443.89
		-402,980,247.33	16,359,193.08

-26,900,232.68

		:	:
		1,507,106.00	1,021,028.00
		1,323,975.14	774,220.37
		10,550,243.83	6,516,987.49
		189,735,996.24	191,446,799.95
		-192,190,988.15	-130,671,501.71
		135,589.90	138,463.72
	()	351,229,549.56	1,189,252,663.31
		343,181,838.60	1,122,068,721.49
		0.43	0.00
		46,971.25	697,509.50
		46,971.25	1,131.50
		343,134,867.78	1,121,371,211.99
		63,779,107.04	98,178,208.02
		279,355,760.74	1,023,193,003.97
		-233,274,193.17	-106,065,992.50
		46,081,567.57	917,127,011.47

2012 1 12

		:	:
		147,019,465,122.80	161,675,913,616.19

		147,692,961,414.03	162,590,579,765.39
		139,975,146,406.73	161,783,633,656.53
		1,037,772,967.91	1,005,872,804.99
		970,180,728.56	1,182,888,419.35
	()	1,686,016,464.80	1,637,094,948.15
		143,669,116,568.00	165,609,489,829.02
	()	4,023,844,846.03	-3,018,910,063.63
		273,228,841.86	212,114,050.88
		9,060,744.18	7,470,661.88
		8,307,052.12	61,837,627.84
			844,290,100.41
	()	11,070,215.72	
		301,666,853.88	1,125,712,441.01
		539,816,689.62	804,816,034.08
		143,000,000.00	20,500,000.00

		1,675,735,055.94	2,896,181,247.28
--	--	------------------	------------------

2012 1 12

: :

		3,323,047,504.12	1,751,248,838.97
		3,323,047,504.12	1,751,248,838.97
		150,059,172.95	64,224,740.00
		98,531,542.13	4,012,854.11
		3,122,160,271.47	3,410,325,806.43
		3,370,750,986.55	3,478,563,400.54
	()	-47,703,482.43	-1,727,314,561.57
		265,613,841.86	177,625,000.00
		95,182,968.70	722,157,979.22
		2,298.00	
			894,593,900.00
		360,799,108.56	1,794,376,879.22
		1,048,060.00	1,762,553.11
		155,000,000.00	60,000,000.00
		156,048,060.00	61,762,553.11
		204,751,048.56	1,732,614,326.11
			1,950,000,000.00
			1,950,000,000.00
		12,625,800.00	1,956,442,600.00
		273,599,098.18	331,471,346.75
		291,520.00	404,320.00
		286,516,418.18	2,288,318,266.75

		-286,516,418.18	-338,318,266.75
		-109,056.39	
		-129,577,908.44	-333,018,502.21
		280,340,296.24	613,358,798.45
		150,762,387.80	280,340,296.24

2012 1 12

: :

	1,071,910,711.00	4,475,215,271.89		885,597,993.62	2,826,838,646.55		2,795,405,090.35	12,054,967,713.41
	1,071,910,711.00	4,475,215,271.89		885,597,993.62	2,826,838,646.55		2,795,405,090.35	12,054,967,713.41
		-674,056,900.83	11,294,083.13	25,293,000.92	-362,437,914.22		-300,784,318.41	-1,300,692,049.41
					-380,444,262.64		-402,980,247.33	-783,424,509.97
		-233,274,193.17						-233,274,193.17
		-233,274,193.17			-380,444,262.64		-402,980,247.33	-1,016,698,703.14
		-440,782,707.66		-3,702,900.99	273,671,958.96		106,211,237.19	-64,602,412.50
1		4,500.40					106,211,237.19	106,215,737.59
2								
3		-440,787,208.06		-3,702,900.99	273,671,958.96			-170,818,150.09
				28,995,901.91	-255,665,610.54		-10,805,367.73	-237,475,076.36
1				28,995,901.91	-28,995,901.91			
2								
3					-225,101,249.31		-9,850,903.27	-234,952,152.58
4					-1,568,459.32		-954,464.46	-2,522,923.78
1								
2								

3								
4								
			11,294,083.13				6,790,059.46	18,084,142.59
1			17,741,504.92				9,841,149.53	27,582,654.45
2			6,447,421.79				3,051,090.07	9,498,511.86
	1,071,910,711.00	3,801,158,371.06	11,294,083.13	910,890,994.54	2,464,400,732.33		2,494,620,771.94	10,754,275,664.00

: :

	1,071,910,711.00	4,265,508,846.53		779,820,327.26	2,545,774,137.20	-12,554,877.77	2,689,603,908.62	11,340,063,052.84
	1,071,910,711.00	4,265,508,846.53		779,820,327.26	2,545,774,137.20	-12,554,877.77	2,689,603,908.62	11,340,063,052.84
		209,706,425.36		105,777,666.36	281,064,509.35	12,554,877.77	105,801,181.73	714,904,660.57
					556,312,558.62		16,359,193.08	572,671,751.70
		-106,065,992.50				12,554,877.77		-93,511,114.73
		-106,065,992.50			556,312,558.62	12,554,877.77	16,359,193.08	479,160,636.97
		315,772,417.86					99,145,395.91	414,917,813.77
1							94,537,166.76	94,537,166.76

2								
3		315,772,417.86		105,777,666.36	-275,248,049.27		4,608,229.15	320,380,647.01

	1,071,910,711.00	4,721,622,474.99	712,410,657.79	2,725,355,223.48	9,231,299,067.26
	1,071,910,711.00	4,721,622,474.99	712,410,657.79	2,725,355,223.48	9,231,299,067.26
		-244,442,764.09	27,935,576.07	26,318,935.36	-190,188,252.66
				279,355,760.74	279,355,760.74
		-233,274,193.17			-233,274,193.17
		-233,274,193.17		279,355,760.74	46,081,567.57
		-11,168,570.92			-11,168,570.92
1					
2					
3		-11,168,570.92			-11,168,570.92
			27,935,576.07	-253,036,825.38	-225,101,249.31
1			27,935,576.07	-27,935,576.07	
2.					
3				-225,101,249.31	-225,101,249.31
4					
1					
2					
3					
4					
1					
2					
	1,071,910,711.00	4,477,179,710.90	740,346,233.86	2,751,674,158.84	9,041,110,814.60

: :

	1,071,910,711.00	4,827,688,467.49	610,091,357.39	1,965,268,126.56	8,474,958,662.44
	1,071,910,711.00	4,827,688,467.49	610,091,357.39	1,965,268,126.56	8,474,958,662.44
		-106,065,992.50	102,319,300.40	760,087,096.92	756,340,404.82
				1,023,193,003.97	1,023,193,003.97
		-106,065,992.50			-106,065,992.50
		-106,065,992.50		1,023,193,003.97	917,127,011.47
1					
2					
3					
			102,319,300.40	-263,105,907.05	-160,786,606.65
1			102,319,300.40	-102,319,300.40	
2.					
3				-160,786,606.65	-160,786,606.65
4					
1					
2					
3					
4					
1					

2					
	1,071,910,711.00	4,721,622,474.99	712,410,657.79	2,725,355,223.48	9,231,299,067.26

				"	"	"	"	"
					[1997]		567	
			[1997]40				1997 5 21	
						110000001200801	1997 5 28	
2010	12	16					670,604,922	
62.56%						"	" 2011 12 29	
	2012	12	31			107,191.07		107,191.07
						5		

()

-- 38 2006 2 15
 (")
 15 -- (2010)

()

()

1 1 12 31

()

()

1

2

()

()

1

2

" "

()

1

2

1

2

3

4

--

5

1
2

4

5

6

()

1

	1	1	500
	2	800	2
			2,000

--	--

2

1	1	1% 5%
1 6		1%
7 12		5%
1 2		30%
2 3		50%
3		100%

()

1

2

3

4

5

(1)

(2)

()

1

2

3

4

()

		%	%
	18-20	3	4.85-5.39

()

1

)

(

2

	5	3 5	19.00-19.40
--	---	-----	-------------

3

4

1

2

3

4

5

5

() :
1

1

2

3

2

3

3

4

()

	35-48	
	5-10	

1

2

3

()

()

1

()

/

()

1

2

()

2

1

3

22 -

()

1

1

2

3

2
1

2

3
3
1

2

()
1

2

()
1

2

()

		0% 4% 6% 11% 13% 17%
		3% 5% 20%
		1% 7%
		25%
	70% 80%	1.2% 12%
		1% 2% 3%

()

[2012]13 2012 1 1 2014 12 31
50%

()

()
1

: :

							(%)	(%)		
				300,000,000.00		300,000,000.00	100	100		
				13,525,240.40		13,525,240.40	100	100		
				900,000,000.00		900,000,000.00	100	100		
				900,000,000.00		900,000,000.00	100	100		
				33,662,360.94		33,662,360.94	100	100		
				286,380,000.00		229,104,000.00	80	80		22,027,113.31
				30,000,000.00		30,000,000.00	100	100		
				60,000,000.00		60,000,000.00	100	100		
				50,000,000.00		50,000,000.00	100	100		

2

: :

							(%)	(%)		

				36,973,000.00		22,611,313.56	62	62		87,717,777.41
				4,939,083,255.56		2,777,852,804.77	50.4	50.4		2,089,788,615.28
				5,000,000.00		18,039,037.00	100	100		
				38,510,000.00		38,324,226.81	100	100		

	1				
				1,797,444,239.04	-11,065,065.31
	1				26,246,765.39
				1,908,504,307.22	10,603,258.43
	1				-466,108,050.51

2012
 12 28 9,500.00 2012 12 26 27 170,818,150.09 55.6%
 2012 12 28

()

		26,215,000.00	
	18,008,215.43	7,817,783.69	
		389,000.88	

”

”

” 99.9906%

2012 4 30 2,621.50 2012 7
 18 26,215,000.00
 7,817,783.69 389,000.88

()

	/	/	2,029,877.63	/	/	2,848,385.08
	/	/	2,015,281.98	/	/	2,824,832.95
	2,269.65	6.2855	14,265.89	3,666.65	6.3009	23,103.19
				55.00	8.1625	448.94
	1,600.00	0.2061	329.76			
	/	/	1,438,728,923.11	/	/	2,506,999,795.14

	/	/	1,395,109,365.62	/	/	2,464,768,543.64
	6,877,917.21	6.2855	43,231,148.62	6,505,218.92	6.3009	40,988,733.89
	111,768.09	0.8108	90,621.57	255,172.29	0.8107	206,868.18
	35,802.07	8.3176	297,787.30	126,878.95	8.1625	1,035,649.43
	/	/	476,271,195.54	/	/	386,333,067.06
	/	/	476,271,195.54	/	/	311,630,264.68
				11,855,893.98	6.3009	74,702,802.38
	/	/	1,917,029,996.28	/	/	2,896,181,247.28

1

2

()

1

	2,248,316,912.07	2,630,742,167.98
	246,549,201.59	64,120,243.51
	2,494,866,113.66	2,694,862,411.49

2

	2012 11 9	2013 2 9	20,000,000.00	
	2012 12 14	2013 3 13	15,520,200.00	
	2012 11 9	2013 2 9	14,500,000.00	
	2012 12 14	2013 3 13	14,280,000.00	
	2012 9 12	2013 1 12	12,500,000.00	
	/	/	76,800,200.00	/

3

	2012 12 25	2013 4 5	85,700,000.00	
	2012 11 26	2013 5 26	70,000,000.00	
	2012 12 19	2013 6 16	58,541,088.00	
	2012 9 19	2013 3 16	54,775,405.50	
	2012 11 20	2013 5 17	54,008,994.50	
	/	/	323,025,488.00	/

4 2012 12 31

5% 5%

1

5 2012 12 31

()
1

		(%)		(%)		(%)		(%)
	179,993,957.90	3.55	51,473,233.30	28.60	226,408,761.83	6.06	213,540,352.14	94.32
	4,878,066,788.44	96.31	902,935,912.63	18.51	3,500,937,220.20	93.76	746,772,671.23	21.33
	4,878,066,788.44	96.31	902,935,912.63	18.51	3,500,937,220.20	93.76	746,772,671.23	21.33
	7,115,302.94	0.14	4,262,139.94	59.90	6,791,209.04	0.18	3,040,558.20	44.77
	5,065,176,049.28	/	958,671,285.87	/	3,734,137,191.07	/	963,353,581.57	/

			(%)	
2	110,166,573.89	47,804,959.46	43.39	
1	66,827,384.01	668,273.84	1.00	
1	3,000,000.00	3,000,000.00	100.00	
	179,993,957.90	51,473,233.30	/	/

		(%)		(%)		
1						
1-6	3,789,156,064.33	74.81	37,891,560.66	2,703,329,764.67	72.40	27,033,326.39
7-12	173,160,596.38	3.42	8,658,029.81	56,879,802.82	1.52	2,843,990.14
1	3,962,316,660.71	78.23	46,549,590.47	2,760,209,567.49	73.92	29,877,316.53
1 2	66,890,192.83	1.32	20,067,057.86	29,506,259.86	0.79	8,851,877.95
2 3	25,081,341.24	0.50	12,540,670.64	6,355,832.26	0.17	3,177,916.16
3	823,778,593.66	16.26	823,778,593.66	704,865,560.59	18.88	704,865,560.59
	4,878,066,788.44	96.31	902,935,912.63	3,500,937,220.20	93.76	746,772,671.23

3	5,857,995.25	3,004,832.25	51.29	
2	1,257,307.69	1,257,307.69	100.00	
	7,115,302.94	4,262,139.94	/	/

2

			2,826,340.13	2,541,260.64	2,371,332.40
	/	/	2,826,340.13	/	/

3

3		965,340.37		
	/	965,340.37	/	/

4

5%(5%)

1

5

		356,181,984.42	1-6	7.03
		288,346,136.68	1-6	5.69
		284,560,068.54	1-6	5.62
		150,679,450.87	5	2.97
		102,241,990.24	1-6	2.02
	/	1,182,009,630.75	/	23.33

()

1

		(%)	(%)	(%)	(%)		(%)	
	549,144,563.09	49.21	304,500,310.86	55.45	649,961,568.35	61.79	397,944,316.37	61.23

	566,732,087.56	50.79	404,582,006.66	71.39	401,725,496.70	38.19	313,515,922.97	78.04
	566,732,087.56	50.79	404,582,006.66	71.39	401,725,496.70	38.19	313,515,922.97	78.04
					194,862.49	0.02		
	1,115,876,650.65	/	709,082,317.52	/	1,051,881,927.54	/	711,460,239.34	/

			(%)	
	543,644,563.09	299,000,310.86	55.00	
	5,500,000.00	5,500,000.00	100.00	
	549,144,563.09	304,500,310.86	/	/

2009 7
 1.5 225
 2012 12 31
 33,552.00 20,792.45
 12,759.55
 5,078.75
 1,406.77 1
 16,283.71

		(%)		(%)	
1					
1-6	96,616,970.43	8.66	966,169.67	80,083,551.26	7.61
7-12	60,148,413.96	5.39	3,007,420.72	4,422,020.87	0.42
1	156,765,384.39	14.05	3,973,590.39	84,505,572.13	8.03
1 2	11,682,464.19	1.05	3,504,739.27	3,536,170.57	0.34
2 3	2,361,123.99	0.21	1,180,562.01	4,501,238.46	0.43
3	395,923,114.99	35.48	395,923,114.99	309,182,515.54	29.39

2

1			107,511,745.76	17,500,000.00
				14,000,000.00

	/	/	107,511,745.76	/	/
--	---	---	----------------	---	---

3

		1,524.44		
	/	1,524.44	/	/

4 2012 12 31

5% 5%

5

			34,780,000.00
			16,007,480.50
			4,500,000.00

6

				(%)
-		335,520,000.00	5	30.07
		157,337,082.59	3-4	14.10
		113,032,481.75	5	10.13
		90,011,745.76	5	8.07
		55,000,000.00	7-12	4.93
	/	750,901,310.10	/	67.30

()

1

		(%)		(%)
1	10,189,372,013.75	94.51	12,412,290,463.63	97.21
1 2	344,369,596.10	3.19	267,896,247.08	2.10
2 3	214,539,943.29	1.99	37,810,986.75	0.30
3	32,618,311.29	0.31	49,988,317.70	0.39
	10,780,899,864.43	100.00	12,767,986,015.16	100.00

2

--	--	--	--	--

		406,947,570.22	1	
		400,750,000.00	1	
		400,683,366.12	1	
		392,234,737.48	1	
		309,650,617.47	1	
	/	1,910,266,291.29	/	/

3 2012 12 31

5% 5%

1

4

3

			0.04
			0.11
			0.67

()

	8,207,456.08	700,387.98
	15,658,605.36	123,426,245.79
		1,051,127.00
	23,866,061.44	125,177,760.77

()

	13,320,000.00	333,919,518.54
	13,320,000.00	333,919,518.54

()

:

1

1

20

50%

2012

12 26
2

	(%)	(%)					
	20	20	6,702,014.93	2,555,852.50	4,146,162.43	3,358,669.04	1,339,148.28
	25	25	133,341,146.36	15,764,006.67	117,577,139.69	899,455,048.37	8,186,491.29
	26.2	26.2	29,894,700.08	619,976.17	29,274,723.91	11,979,027.64	3,164,010.30
	30	30	7,149,504.89	6,629,220.58	520,284.31		-179,754.53
	40	40	8,303,308.56	994,351.54	7,308,957.02	9,000,413.18	1,800,853.39
	20	20	476,442,014.85	3,274,498.03	473,167,516.82		-648,053.11
	36	36	16,787,713.80	-169,995.18	16,957,708.98		-729,107.57
	40	40	5,476,780.74	3,361,367.57	2,115,413.17	10,018,095.56	164,744.16

	20	20	10,514,046.63	6,100.00	10,507,946.63		507,946.63
--	----	----	---------------	----------	---------------	--	------------

5%

() :

1

	565,924.63		565,924.63	
	139,580,665.90	3,928,917.97	7,030,677.20	136,478,906.67
	95,437,233.00	48,000,000.00	575,000.00	142,862,233.00
	235,583,823.53	51,928,917.97	8,171,601.83	279,341,139.67
	1,234,674.63		565,924.63	668,750.00
	234,349,148.90	51,928,917.97	7,605,677.20	278,672,389.67

2

	60,000,000.00	60,000,000.00		60,000,000.00		10	10
	17,440,000.00	17,440,000.00	48,000,000.00	65,440,000.00		15.73	15.73
	7,457,930.00	7,457,930.00		7,457,930.00		10	10
	1,500,000.00	1,500,000.00		1,500,000.00		0.56	0.56
	1,000,000.00	6,095,553.00		6,095,553.00		12.3	12.3
	200,000.00	200,000.00		200,000.00		14	14
	575,000.00	575,000.00	-575,000.00				
	668,750.00	668,750.00		668,750.00	668,750.00		
	18,000,000.00						
	1,500,000.00	1,500,000.00		1,500,000.00		15	15

2008

	18,750,000.00	32,939,991.89	-3,545,706.97	29,394,284.92		25	25
	6,550,000.00	7,631,762.29	812,612.06	7,661,687.96	782,686.39	26.2	26.2

	2,000,000.00	2,558,017.02	721,223.88	2,923,582.81		355,658.09	40	40
	3,000,000.00		156,085.29	156,085.29			30	30
	331,164.00	692,526.75	191,242.76	829,232.49		54,537.02	20	20

				m2		
		8,240,000.00	4,106,624.33	1,328.80		

() :
1

	14,291,341,963.52	343,446,675.94		16,313,134.41	14,618,475,505.05
	3,049,270,903.57	217,559,729.68	153,663,258.38	1,627,690.99	3,418,866,200.64
	10,632,737,933.82	64,005,577.44	-128,173,311.27	570,033.26	10,568,000,166.73
	261,640,583.20	26,871,450.00		6,940,328.54	281,571,704.66
	347,692,542.93	35,009,918.82	-25,489,947.11	7,175,081.62	350,037,433.02
	3,044,430,560.23	387,251.38	841,925,773.35	13,665,195.52	3,873,078,389.44
	658,015,105.10		118,108,475.19	436,509.98	775,687,070.31
	2,037,217,632.04		675,276,423.39	320,394.35	2,712,173,661.08
	112,133,041.69	143,752.29	24,359,636.77	6,127,037.01	130,509,393.74
	237,064,781.40	243,499.09	24,181,238.00	6,781,254.18	254,708,264.31
	11,246,911,403.29	/		/	10,745,397,115.61
	2,391,255,798.47	/		/	2,643,179,130.33
	8,595,520,301.78	/		/	7,855,826,505.65
	149,507,541.51	/		/	151,062,310.92
	110,627,761.53	/		/	95,329,168.71
	23,814,265.09	/		/	23,814,265.09
	3,296,203.18	/		/	3,296,203.18
	1,133,054.70	/		/	1,133,054.70
	19,385,007.21	/		/	19,385,007.21
		/		/	
	11,223,097,138.20	/		/	10,721,582,850.52
	2,387,959,595.29	/		/	2,639,882,927.15
	8,594,387,247.08	/		/	7,854,693,450.95
	130,122,534.30	/		/	131,677,303.71
	110,627,761.53	/		/	95,329,168.71

841,925,773.35

160,122,681.21

2

	759,320.00	261,113.00	498,207.00

3

	54,856,185.44
	463,592.30

4

				m2	
		1,487,852,553.94	1,398,249,347.22	230,000.00	
		403,132,289.26	190,565,217.17	102,211.00	

()

1

	1,076,876,312.41		1,076,876,312.41	941,056,859.95	941,056,859.95

2

	301,650,000.00	254,926,778.90	5,931,965.73			86.5
		231,182,821.32	135,467,366.97	35,830,568.95	142,500.00	
	350,000,000.00	182,723,090.28	145,647,358.16			93.8
		156,370,000.00	600,000.00			
		115,854,169.45	8,437,942.81	124,292,112.26		
	651,650,000.00	941,056,859.95	296,084,633.67	160,122,681.21	142,500.00	/

	99			5.14	260,858,744.63

	27,892,639.99	4,819,230.35	7,082,015.47	25,629,854.87
	1,271,035.21		55,046.88	1,215,988.33
	95,999.79	942,000.00	71,250.04	966,749.75
	3,241,417.56	2,841,160.69	2,405,066.60	3,677,511.65
		23,902,338.73	7,178,450.27	16,723,888.46
	2,535,913.49	5,888,888.89	1,866,500.05	6,558,302.33
	509,478.59	96,666.64	226,681.25	379,463.98
	35,546,484.63	38,490,285.30	18,885,010.56	55,151,759.37

() /
1
(1)

	371,021,217.88	564,316,033.29
	955,949,523.68	389,212,688.96
	53,446,976.01	79,412,117.25
	5,140,531.05	7,662,287.61
	1,154,928.68	464,776.18
	3,297,333.42	2,625,694.45
	1,390,010,510.72	1,043,693,597.74
	3,221,815.25	80,979,879.62
	3,221,815.25	80,979,879.62

(2)

	392,885,732.38	409,331,659.71
	7,516,018.76	11,176,073.90
	400,401,751.14	420,507,733.61

2012 12 31

(3)

	12,887,261.00
	12,887,261.00

	1,484,084,871.22
	213,787,903.81
	20,562,124.20
	4,619,714.72
	3,823,798,094.74
	13,189,333.67
	5,560,042,042.36

() :

	1,674,813,820.91	10,277,979.69	16,371,332.40	966,864.81	1,667,753,603.39
	958,408,634.51	129,440,022.15	10,547,247.48	900,891,931.70	176,409,477.48
	1,234,674.63			565,924.63	668,750.00
	8,324,507.64				

	282,521,653.56	135,040,661.34
	30,000,000.00	30,000,000.00
	6,892,192,386.13	7,944,677,005.98
	155,725,987.13	310,040,727.57
	7,360,440,026.82	8,419,758,394.89

2

3

4

()

	18,000,000.00	250,000,000.00
	9,896,880,184.14	10,061,180,960.54
	9,914,880,184.14	10,311,180,960.54

1

2 2012 12 31

5% 5%

2

()

1

1	5,402,032,983.22	5,398,878,817.66
1-2	364,517,935.84	103,445,258.73
2-3	42,574,333.61	15,837,654.12
3	58,309,355.34	53,597,425.10
	5,867,434,608.01	5,571,759,155.61

2

5%(5%)

2

3

1
2012 12 31

	267,634,976.63		
Nestart International Ltd	17,809,133.05		
	6,976,460.00		
	5,098,731.63		
	5,080,330.52		
	302,599,631.83		

()

1

1	4,401,683,919.24	6,218,850,126.26
1-2	299,926,084.02	117,215,821.57
2-3	20,034,073.63	43,692,677.75
3	284,311,099.33	276,086,520.87
	5,005,955,176.22	6,655,845,146.45

2

5%(5%)

2

3

1

		194,539,387.78	
WINSWAY RESOURCES HOLDINGS PRIVATE LIMITED		142,841,239.57	
		25,548,007.14	
CIA SIDERURGICA DO PARA		24,255,979.45	
	gognsi	20,665,324.87	
		407,849,938.81	

()

	324,185,649.17	636,994,284.91	745,193,375.17	215,986,558.91
	9,961,369.31	61,417,707.37	55,401,364.86	15,977,711.82
	7,075,992.86	194,826,614.95	191,571,685.40	10,330,922.41
	1,604,580.52	54,272,429.59	54,381,317.95	1,495,692.16

()

	-34,740,168.62	-201,448,842.23
	33,268,524.37	26,717,580.10
	88,888,695.69	205,395,447.48
	2,675,807.21	2,535,095.15
	15,602,849.91	3,245,010.13
	10,862,084.40	1,872,697.52
	3,982,346.48	3,943,197.70
	2,229,205.54	2,184,421.76
	25,174,655.81	60,531,067.00
	147,944,000.79	104,975,674.61

()

	160,510.74	
	21,876,260.83	83,997,141.04
	22,036,771.57	83,997,141.04

()

			1
	1,693,233.41	1,382,871.57	1
	1,554,024.12	1,554,024.12	1
	8,860,704.56	7,232,268.10	1
	15,120,512.83	15,120,512.83	2
	14,569,342.15	14,984,859.34	2
	41,797,817.07	40,274,535.96	/

1
2

()

1

1	352,736,752.66	207,170,181.26
1-2	64,855,529.14	39,032,103.87
2-3	24,541,762.22	17,659,507.19
3	53,768,299.41	271,366,611.07
	495,902,343.43	535,228,403.39

2

5%(5%)

2

3

1

	13,822,354.71		
RASHTRIYA ISPAT NIGAM LIMITED	11,389,973.11		
	9,000,000.00		
	6,513,409.00		
	6,326,113.24		

(1) 1

	1,743,000,000.00	343,000,000.00
	188,565,000.00	
	1,931,565,000.00	343,000,000.00
1	0	

(2) 1

	2010 11 24	2013 11 15		5.985
	2010 11 23	2013 11 15		5.985
	2010 11 24	2013 11 15		5.535
	2010 11 26	2013 11 26		2.842
	2008 1 4	2013 9 21		5.526
	/	/	/	/



	2009 6 16	2019 6 16		6.55
()	2009 1 6	2015 9 21		6.345
	2009 7 24	2014 7 24		5.04
	/	/	/	/

		500,000,000.00		500,000,000.00
		300,000,000.00		300,000,000.00
		222,000,000.00		222,000,000.00

1 3 5 12 2,381,583.29
 2012 12 31
 1 2012
 [2011]328 2011 600
 2
 [2012]140 82.95

()

		+ -					
	1,071,910,711.00						1,071,910,711.00

()

		17,741,504.92	6,447,421.79	11,294,083.13
		17,741,504.92	6,447,421.79	11,294,083.13

[2012]16

()

	4,022,043,006.78	4,500.40	440,787,208.06	3,581,260,299.12
	242,939,638.92		233,274,193.17	9,665,445.75
	210,232,626.19			210,232,626.19
	4,475,215,271.89	4,500.40	674,061,401.23	3,801,158,371.06

414,635,792.66

1 4,500.40
 2
 11,168,570.92
 14,982,844.48 414,635,792.66
 3 233,274,193.17

()

--	--	--	--	--

	878,046,538.16	28,995,901.91	2,427,832.15	904,614,607.92
	7,551,455.46		1,275,068.84	6,276,386.62
	885,597,993.62	28,995,901.91	3,702,900.99	910,890,994.54

16,255,674.22

8,704,218.76

7,551,455.46

1

27,935,576.07

1,060,325.84

2

	52,001,736.96	16,075,664.53	43,816,978.60	15,475,698.29
	472,424,773.55	265,025,267.35	460,143,986.68	267,560,733.00
	1,654,915.36	936,423.20		
	2,988,073,996.62	2,841,968,711.62	7,482,801,872.89	7,359,225,968.70
	148,860,296,949.39	147,428,821,496.15	165,602,438,678.99	162,073,775,829.62

3

	15,544,479,217.83	15,948,365,440.96	19,853,113,673.41	19,710,291,172.56
	3,311,541,935.41	3,204,891,339.76	3,376,941,399.83	2,764,371,566.51
	830,403,640.85	768,148,999.24	2,220,528,633.33	2,104,449,383.94
	683,384,858.93	668,449,351.98	1,676,803,261.60	1,649,120,917.34
	127,121,362,609.04	125,772,261,034.88	140,909,948,286.50	138,551,561,852.56
	472,424,773.55	265,025,267.35	460,143,986.68	267,560,733.00
	52,001,736.96	16,075,664.53	43,816,978.60	15,475,698.29
	3,831,117,258.08	3,626,636,685.87	4,543,944,331.93	4,370,170,474.12
	1,654,915.36	936,423.20		
	2,988,073,996.62	2,841,968,711.62	7,482,801,872.89	7,359,225,968.70
	148,860,296,949.39	147,428,821,496.15	165,602,438,678.99	162,073,775,829.62

4

	148,860,296,949.39	147,428,821,496.15	163,890,365,807.99	160,433,135,207.46
			1,712,072,871.00	1,640,640,622.16
	148,860,296,949.39	147,428,821,496.15	165,602,438,678.99	162,073,775,829.62

5

A		3,895,612,845.08	2.60
B		3,268,357,617.29	2.19
C		2,398,021,198.77	1.61
D		2,092,114,970.25	1.40
E		1,925,742,547.21	1.29
		13,579,849,178.60	9.09

()

	59,868,951.67	67,973,717.24	3%	5% 20%
	52,919,816.29	25,702,088.22	1%	7%

	23,974,248.13	12,223,483.98	3%
	14,033,060.30	5,149,864.98	1% 2%
	84,685,325.11	293,841,195.34	
	8,937,456.58	7,287,887.88	
	244,418,858.08	412,178,237.64	/

()

	2,535,000.30	3,426,311.68
	98,991,218.07	60,715,817.22
	16,398,285.23	10,715,035.58
	156,466,175.06	193,384,786.15
	29,949,734.01	26,751,290.47
	742,700.25	618,613.67
	4,716,881.71	7,228,711.15
	1,699,943.38	2,783,177.36
	21,530,414.33	17,853,388.21
	60,064,591.75	141,624,288.74
	1,013.21	2,358.70
	418,174.66	268,279.89
	25,599.45	15,764.25
	41,454,316.89	71,218,677.62
	434,994,048.30	536,606,500.69

()

	565,267,108.26	749,238,975.96
	5,391,416.22	3,894,925.88
	46,614,052.22	86,257,121.48
	207,810,446.59	145,294,428.86
	23,106,842.16	21,615,642.01
	6,835,466.53	7,278,391.71
	1,233,171.18	2,107,142.14
	-15,410,141.83	17,104,961.50
	96,061,806.41	96,685,860.73
	53,259,173.61	62,021,263.01
	114,548,446.53	110,768,628.23
	107,317,575.13	161,260,191.75
	12,810,444.36	11,632,310.21
	6,347,774.55	8,554,878.37
	10,527,467.46	20,370,744.49
	1,255,937.18	387,832.64
	1,811,716.00	1,819,905.00

	124,486,486.16	128,094,745.21
		4,492,112.35
		3,818,129.34
	1,369,275,188.72	1,642,698,190.87

(

	156,085.29	-154,436.64	
	-129,610.62	-593,199.35	
	101,589.33		
	46,165.27		
	-262,478.73	-4,746.04	
	3,928,917.97	3,487,980.52	/

4

()

	-10,087,706.26	-298,647,167.84
	118,892,774.67	875,946,916.05
		19,385,007.21
	108,805,068.41	596,684,755.42

()

1

	1,489,754.58	50,086,781.32	1,489,754.58
	710,199.53	34,072,157.37	710,199.53
	779,555.05	16,014,623.95	779,555.05
	54,456,209.12	37,095,252.59	52,831,009.12
	3,383,890.34	782,656.24	3,383,890.34
	52,476,548.90	20,468,066.68	52,405,777.20
	8,687,141.72	10,892,390.05	8,637,141.72
	28,780,385.21	6,258,019.06	28,346,906.07
	149,273,929.87	125,583,165.94	147,094,479.03

2

	1,333,900.00	4,745,810.00	[2009]30
	4,030,307.00		[2012]27
	200,000.00	5,944,417.30	
	22,431,583.29	1,170,444.25	[2012]267
		19,170,000.00	
	26,460,418.83	6,064,581.04	
	54,456,209.12	37,095,252.59	/

()

	1,247,053.77	19,237,930.73	1,235,481.06

	1,247,053.77	18,998,493.82	1,235,481.06
		239,436.91	
	572,000.00	1,139,378.00	572,000.00
	355,411.97	969,609.03	355,388.52

2		
		-12,554,877.77
		12,554,877.77
	-233,274,193.17	-93,511,114.73

()
1

		239,134,230.11
		127,165,820.59
		4,656,610.26
		55,857,716.36
		48,794,625.83
		475,609,003.15

2

		580,315,237.95
		370,918,168.70
		20,943,113.18
		245,532,640.15
		184,698,970.10
		2,561,386.21
		39,752,008.17
		241,294,940.34
		1,686,016,464.80

3

		11,070,215.72
		11,070,215.72

4

		6,829,500.00
		6,829,500.00

5

--	--	--

	291,520.00
	607,293.92
	898,813.92

()

1

1		
	-783,424,509.97	572,671,751.70
	108,805,068.41	596,684,755.42
	845,063,403.48	568,397,537.51
	23,410,698.79	21,760,288.91
	18,885,010.56	10,762,927.59
	“ ”	-682,102.30
	“ ”	439,401.49
	“ ”	375,993.46
	“ ”	787,086,122.56
	“ ”	-268,280,777.84
	“ ”	-345,795,047.11
	“ ”	-4,183,379.11
	“ ”	4,905,829,025.78
	“ ”	964,894,233.32
	“ ”	-2,009,550,876.85
		-223,210,797.75
		4,023,844,846.03
2		
3		
	1,675,735,055.94	2,896,181,247.28
	2,896,181,247.28	2,448,470,231.34
	-1,220,446,191.34	447,711,015.94

2

1	39,320,000.00	
2	39,320,000.00	

	11,070,215.72	
3	28,249,784.28	
4	7,817,783.69	
	25,419,180.26	
	4,081,437.32	
	21,682,833.89	

2

: :

					1,010,892.80	10000093-X	

()

: :

						(%)	(%)	
					300,000,000.00	100	100	101689986
					13,525,240.40	100	100	100000120
					900,000,000.00	100	100	10169040X
					900,000,000.00	100	100	100024763
					33,662,360.94	100	100	101032125
					286,380,000.00	80	80	661651046
					30,000,000.00	100	100	101158376
					60,000,000.00	100	100	577482315
					50,000,000.00	100	100	596016256
					36,973,000.00	62	62	625907630
					4,939,083,255.56	50.4	50.4	738795516
					5,000,000.00	100	100	723628272
					38,510,000.00	100	100	144112941

						(%)	(%)	
					200,000	20	20	70041866-X
					75,000,000	25	25	79266963-3
					25,000,000	26.2	26.2	61027034-X
					10,000,000	30	30	78122450-8
					5,000,000	40	40	73547340-7
					490,000,000	20	20	55536695-4
					45,000,000	36	36	58291427-4
					2,000,000	40	40	58080898-8
					10,000,000	20	20	55797283-5

()

		750992624
		74558002X
		735309359
		752705863
		752705855
		753368803
		753357127
		564616855
		183764344
		716528441
		745140112
		750196196
		601494835
		169530031

		607246664
		733148299
		797691477
		676899343
		101701981
		669903498
		678029966
		698540235
		101104562
		10552795X
		101710917
		750992264
		717828120
		710932929
		192223283
		607246664
		710929236
		741317582
		717828331
		740660565
		723043784
		717853641
		141416675
		101104300
		184281846

()

1 /

				%		%
			2,507,108,546.47	1.82	3,183,456,122.62	2.00

			1,410,409,922.06	1.02	3,660,565,147.84	2.30
			1,301,352,569.38	0.95		
			1,110,682,820.59	0.81	272,045,472.38	0.17
			803,973,722.63	0.58	1,014,570,420.61	0.64

					2,124,443.64	
					154,493.98	
					58,984.62	
			58,331,746.58	1.67	22,371,656.94	0.59
			15,254,370.24	0.44	28,132,222.75	0.74
			12,713,510.03	0.36	14,478,997.61	0.38
			9,386,362.02	0.27	8,048,963.59	0.21
			8,876,838.65	0.25	9,829,039.05	0.26
			7,831,091.55	0.22	242,144,232.98	6.41
			6,977,780.88	0.2	14,990,366.94	0.4
			4,791,877.26	0.14	65,761,803.99	1.74
			4,267,689.15	0.12	4,338,534.39	0.11
			1,756,807.64	0.05	1,114,834.29	0.03
			1,470,069.76	0.04	1,243,395.98	0.03
			1,025,548.54	0.03	9,439,900.68	0.25
			822,293.95	0.02	312,218.71	0.01
			517,453.16	0.01	180,558.42	
			448,658.00	0.01		
			98,903.20		118,185.65	
			47,726.00			
			14,925.00			
					32,199,063.00	0.85
					9,720,952.16	0.26
					606,767.15	0.02
					66,696.62	
			7,532,707.68	16.50		
			1,565,636,248.75		3,524,341,452.29	

			2012 1 1	2012 12 31	11,426,762.20

3

			3,996,000 /	3,996,000.00

4

			21,141.66	
			24,350.43	
			8,236.59	
			497,990.56	
			387,100.00	
			962,980.16	
			1,901,799.40	

1
12 31
11,000.00

2
12 31
12 31

3
2012 12 31

4
12 31

5
2012 12 31

6
112.68

7
10,000.00
60.73

8
12 31

2012 370 2012

3,363.56 23,541.88

5,541.88

3,000.00

4,000.00

3,874.06

1,310.41

79,228.47

387,100.00

962,980.16

5

		()		
1		40,955.83	2010.12.2-2012.8.29	1
2		50,000.00	2008.8.15-2018.8.15	2
3		30,000.00	2009.5.27-2019.5.27	
4		22,200.00	2009.6.16-2019.6.16	
5		18,856.50	2012.12.21-2013.11.26	3
6		11,363.91		4
		173,376.24		
		173,376.24		

1
6,500.00

2
102,200.00

3
35,000.00

4
11,363.91

6

888.46
40,000.00

28.00

2012 12 31

7,130.72

2012 12 31

3,000.00

32,000.00
18,856.50
20,000.00
110,000.00

5,191.53
303.94
344.40

660.08

355.50

304.58

					%		%
	100%			18,039,037.00	10.56		
	100%			38,324,226.81	22.44		
				114,454,886.28	67.00		

2012

	100%						
				170,818,150.09	100.00		

2012 8 31

183,763,800.00

-12,945,649.91

170,818,150.09

(

183,763,800.00

		137,831.44			
		47,674.80			
				13,395,514.71	
				1,061,658.51	
		53,062,520.15		96,152,483.09	
		10,738,211.08			
		800,000.00			
		11,538,211.08			
		186,035,107.45	4,376,396.36	270,001,256.81	2,125,581.20

2

:

:

:

		516,265,760.39	121,666,124.25
		226,626,204.17	967,853,005.04
		212,010,352.43	
		121,240,681.35	2,328.07
		52,462,197.79	747,025,051.12
		39,390,351.46	
		24,549,078.81	61,890,822.94
		5,152,687.60	2,287,386.16
		4,256,115.04	147,514.57
		3,707,743.55	3,707,743.55
		3,423,277.04	109,914.22
		2,549,317.50	
		455,422.25	
		25,397.90	
			303,226.06
			359,756,083.50
		1,212,114,587.28	2,264,749,199.48
		203,329,594.82	
		83,317,415.98	250,272,729.02
		77,020,391.50	54,675,079.17
		2,526,341.63	1,211,724.80
		330,000.00	
		300,300.00	
		236,275.74	236,275.74
		88,654.18	21,374.28
		25,276.75	
		3,950.00	
			16,000.00
		367,178,200.60	306,433,183.01
		131,247,871.55	6,435.00
		23,435,401.88	29,148,363.35
		22,880,528.71	

		4,132,970.24	906,397.78
		2,466,809.57	3,147,540.46
		1,599,498.53	1,076,616.00
		1,430,334.31	172,387.96
		554,991.03	104,903.75
		465,311.99	
		441,495.77	23,690,784.97
		254,789.38	278,755.29
		202,645.54	403,966.82
		192,250.00	
		109,631.35	109,631.35
		10,688.41	
		5,353.48	
			181,087.87
			17,750.00
			10,619.90
			22,149,979.52
			5,020.15
			110,937.00
			4,752,000.00
		189,430,571.74	86,273,177.17
		15,120,512.83	15,120,512.83
		14,569,342.15	14,984,859.34
		1,693,233.41	1,382,871.57
		31,383,088.39	31,488,243.74
		3,980,468.27	3,980,468.27
		12,179,050.00	
		1,816,265,966.28	2,692,924,271.67

3

			%		%
		610,638,820.82	31.85	708,309,852.06	31.97
		73,974.62		510,705.66	0.02
		610,712,795.44	31.85	708,820,557.72	31.99

1

1 2010 9

520 76.13 2012 12 31

2 2012

167,921.14

58,918.89

30,970.32

120,210.05

2012 12 31

3,282.84

3 2013 1 7

5,638.14

117.45

2

2012 12 31

3

2012 12 31

()

2012 12 31

2013 3 29

2012

12 31

12 31

1 2012 12 31

: :

—	54,856,185.44	57,996,195.17
	85,675,363.37	85,675,363.37
	22,494,670.29	19,354,660.56
	8,324,507.64	8,324,507.64
—	463,592.30	463,592.30
	4,425,885.15	4,425,885.15
	3,962,292.85	3,962,292.85
	55,319,777.74	58,459,787.47

2 2012 12 31

1

: :

	759,320.00	261,113.00		498,207.00
	759,320.00	261,113.00		498,207.00
	759,320.00	20,085.62		739,234.38
	759,320.00	20,085.62		739,234.38

2

: :

1	1	63,480.00
		63,480.00

()

1					
2					
3	333,919,518.54		-233,274,193.17		13,320,000.00
	333,919,518.54		-233,274,193.17		13,320,000.00
	333,919,518.54		-233,274,193.17		13,320,000.00

()

1

		(%)		(%)		(%)		(%)
	3,877,453,679.28	99.46			6,457,047,105.80	99.68		
	20,964,724.38	0.54	20,108,795.52	95.92	20,544,307.61	0.32	19,973,205.62	97.22
	20,964,724.38	0.54	20,108,795.52	95.92	20,544,307.61	0.32	19,973,205.62	97.22
	3,898,418,403.66	/	20,108,795.52	/	6,477,591,413.41	/	19,973,205.62	/

			(%)	
10	3,877,453,679.28			
	3,877,453,679.28		/	/

		(%)		(%)		
	1					
6	610,867.01	0.02	6,108.67	99,926.42		999.26
7 12	60,792.16		3,039.61	30,000.00		1,500.00
1	671,659.17		9,148.28	129,926.42		2,499.26
1 2	78,684.02		23,605.21	276,678.33		83,003.50
2 3	276,678.33	0.01	138,339.17	500,000.00	0.01	250,000.00
3	19,937,702.86	0.51	19,937,702.86	19,637,702.86	0.31	19,637,702.86
	20,964,724.38	0.54	20,108,795.52	20,544,307.61	0.32	19,973,205.62

2

3

4

5%(5%)

5

				(%)
		2,060,000,000.00	1-6	52.84
		971,856,958.05	1-6	24.93
		529,800,000.00	1-6	13.59
		274,645,507.12	1-6	7.05
		22,050,000.00	1-6	0.57
	/	3,858,352,465.17	/	98.98

6

			(%)
		18,000,000.00	0.46
		466,972.07	0.01
		454,042.90	0.01
		131,199.14	
		49,000.00	
	/	19,101,214.11	0.48

()

1

	5,271,397,940.20	219,649,579.17	5,491,047,519.37
	60,000,000.00		60,000,000.00
	5,331,397,940.20	219,649,579.17	5,551,047,519.37
	5,331,397,940.20	219,649,579.17	5,551,047,519.37

2

	3,324,290,521.87	2,777,852,804.77		2,777,852,804.77	50.4	50.4
	880,000,000.00	880,000,000.00		880,000,000.00	97.78	97.78
	894,960,297.27	894,960,297.27		894,960,297.27	99.44	99.44
						53,747,610.39
	227,104,000.00	227,104,000.00		227,104,000.00	79.3	79.3

	291,680,604.07	294,800,604.07		294,800,604.07	98.27	98.27	
	60,000,000.00	60,000,000.00		60,000,000.00	10	10	
	38,944,700.00	38,944,680.00		38,944,680.00	60	60	
	26,929,888.75	26,929,888.75		26,929,888.75	80	80	
	22,611,313.56	22,611,313.56		22,611,313.56	62	62	14,456,939.01
	10,820,192.32	10,820,192.32		10,820,192.32	80	80	
	28,000,000.00	28,000,000.00		28,000,000.00	93.33	93.33	14,165,642.11
	2,491,100.00	3,452,193.29		3,452,193.29	10	10	3,752,605.69
	12,752,000.00	3,021,966.17	10,000,000.00	13,021,966.17	10	10	66,733.36
	800,000.00	800,000.00		800,000.00	10	10	41,543.32
	500,000.00	500,000.00		500,000.00	10	10	825,004.05
	500,000.00	500,000.00		500,000.00	3.33	3.33	163,137.49
	500,000.00	500,000.00		500,000.00	10	10	207,876.75
	500,000.00	500,000.00		500,000.00	10	10	99,369.54
	100,000.00	100,000.00		100,000.00	10	10	
	60,000,000.00	60,000,000.00		60,000,000.00	100	100	916,493.64
	50,000,000.00		50,000,000.00	50,000,000.00	100	100	
	8,319,738.34		8,319,738.34	8,319,738.34	100	100	
	39,615,802.11		39,615,802.11	39,615,802.11	100	100	
	111,714,038.72		111,714,038.72	111,714,038.72	100	100	
	6,093,134,197.01	5,331,397,940.20	219,649,579.17	5,551,047,519.37			88,442,955.35

	6,740,013.35	6,119,941.10
	256,046,580.86	121,737,849.96
	351,229,549.56	1,189,252,663.31

2

	53,747,610.39	621,644,510.38	
	14,456,939.01	11,800,016.37	
	14,165,642.11	10,711,088.91	
	825,004.05	943,957.83	
	207,876.75	95,107.29	
	163,137.49	552,982.01	
	99,369.54	56,547.22	
	41,543.32	417,312.77	
	66,733.36		
	3,752,605.69		
	916,493.64		
		52,619,453.35	
		1,073,697.39	
		4,073,945.33	
		12,049,419.27	
	88,442,955.35	716,038,038.12	/

()

1			
		279,355,760.74	1,023,193,003.97
		135,589.90	138,463.72
		1,661,846.05	1,326,378.43
		" "	
		46,971.25	
	" "		1,131.50
	" "		
	" "	48,238,205.26	161,649,440.10
	" "	-351,229,549.56	-1,189,252,663.31
	" "	5,486,323.23	4,673,476.75
	" "		-4,183,379.11
	" "		
	" "	2,623,434,219.75	-3,287,391,483.83
	" "	-2,654,832,849.05	1,562,531,070.21
		-47,703,482.43	-1,727,314,561.57

2		
3		
	150,762,387.80	280,340,296.24
	280,340,296.24	613,358,798.45
	-129,577,908.44	-333,018,502.21

			%	

2013 3 29