五矿发展股份有限公司

600058

二零一三年年度报告

董事长

.....5
.....6
.....8
.....10
.....21
.....27
.....31
.....37
.....40
.....41
.....131

	MinDlpCo,Ltd
	MINLIST

	5 B	5 B
	010-68494205	010-68494267
	010-68494207	010-68494207
	[illegible]	[illegible]

	5 B
	100044
	5 B
	100044
	[illegible]
	[illegible]

	[illegible]

A			600058

( )

( )

2011

( )

( )

	2013	2012	(%)	2011	
	203,259,150,042.45	149,388,449,893.61	36.06	165,826,284,181.74	162,052,661,862.08
	279,784,340.29	-380,444,262.64		556,312,558.62	537,801,879.20
	120,685,860.88	-650,034,142.31		16,003,316.53	16,003,316.53
	-3,092,308,615.80	4,023,844,846.03	-176.85	-3,018,910,063.63	-2,905,373,133.98
	2013	2012	(%)	2011	
	8,541,738,699.09	8,259,654,892.06	3.42	9,259,562,623.06	9,073,012,811.21
	46,172,743,887.56	43,849,113,622.26	5.30	50,972,425,111.63	48,970,385,917.21

( )

	2013	2012	(%)	2011	
	0.2610	-0.3549		0.5190	0.5017
	0.2610	-0.3549		0.5190	0.5017
	0.1126	-0.6064		0.0149	0.0149

2013

“

”

“ ”

2,032.59 36.06% 3.15

12.95

( )

1

:

			%
	20,325,915.00	14,938,844.99	36.06
	20,023,357.59	14,785,867.82	35.42
	12,959.61	24,441.89	-46.98
	62,932.53	43,499.40	44.67
	160,098.20	136,927.52	16.92
	24,901.80	64,931.91	-61.65
	13,783.52	10,880.51	26.68
	1,344.03	26,828.08	-94.99
	24,951.31	-19,645.56	
	-21,430.28	-40,298.02	
	-309,230.86	402,384.48	-176.85
	-68,470.94	-38,114.98	
	369,882.25	-486,341.91	
	3,065.03		

2

(1)

(3)

4,065,692.74 20.01%

3

(1)

3,437,261.94 17.20%

(2)

90%

4

1 19,433.13 44.67%

2 23,170.68 16.92%

3 40,030.11 61.65%

3.00% 0.24% 34,590.28

4 44,596.87

5

(1)

: :

	4,543,510.16
	26,106,763.15
	30,650,273.31
%	0.28
%	0.02

6

1 711,615.34 176.85%

2 30,355.96

3 856,224.16

7

(1)

11,482.28 46.98%

2,903.01 26.68%

25,484.05 94.99%

18,867.74

(2)

2013 2,032.59 2013 Ҡ Ȼ

				(%)	(%)	%
	18,965,997.30	18,778,137.11	0.99	36.31	36.27	0.03
	1,059,888.58	1,002,379.58	5.43	26.88	17.08	7.91
	331,291.67	304,546.02	8.07	-13.53	-16.03	2.74
	5,342.73	1,537.80	71.22	2.74	-4.34	2.13
	39,431.97	23,579.75	40.20	-16.53	-11.03	3.70
	279.69	23.42	91.63	69.01	-74.99	48.21
	291,042.96	287,426.42				
	20,111,188.98	19,822,777.26	1.43	35.10	34.46	0.47

10% 93.31%

36.31%

10%

187,860.19 65.14%

0.99% 0.03

57,509.00 19.94% 5.43%

7.91

: :

				(%)	(%)	%
	3,941,389.17	3,913,662.66	0.70	87.29	84.91	1.28
	3,454,142.72	3,380,974.62	2.12	89.05	85.36	1.95
	2,927,046.53	2,917,327.90	0.33	33.94	34.02	0.07
	2,709,061.61	2,699,866.32	0.34	155.09	156.66	0.61

10%

a Ƒ ɯ

		%		%	%	
	873,195.70	18.91	410,650.48	9.37	112.64	
	849,463.56	18.4	1,078,089.99	24.59	-21.21	
	73,364.82	1.59	40,679.43	0.93	80.35	
	11,442.17	0.25	2,386.61	0.05	379.43	
	721	0.02	1,332.00	0.03	-45.87	
	134,120.52	2.9	107,687.63	2.46	24.55	
	1,186,374.31	25.69	736,044.00	16.79	61.18	
	448,545.95	9.71	586,743.46	13.38	-23.55	
	23,735.53	0.51	14,794.40	0.34	60.44	
	7,327.81	0.16	2,203.68	0.05	232.53	
	465.64	0.01	4,179.78	0.1	-88.86	
	42,808.34	0.93	193,162.85	4.41	-77.84	
	294,125.60	6.37	193,528.03	4.41	51.98	
	169.43	0	322.18	0.01	-47.41	
	4,617,274.39	100	4,384,911.36	100	5.3	

2

721 1,332 611

( )

( )

1

31,908.12 28,283.46

46.99%

14		100%	14 27,500 2013-28
		100%	500
		100%	800
		100%	400
		100%	50
		100%	600
		100%	50
		36%	2,008.12

(1)

: :

5

( )

2014

1

2013

2

,

( )

“ ” “ ”

“ ”

2014 “ ”

( )

2014

F>11<1DB119>BDC -00A180D583E7C>1061<095 B4145608D808B0E2936E9C>11<0DB41456E

2

3

4

“ ”

( )

2014 390 410

2014 15

( )

2014

1

2014

2014

2

3

4

5

2014

“ ”

( ) “ ”

√

( )

√

( )

√

( )

1

2

3 1

2

10% 3

30% 4

2012

2013 1,071,910,711 10
1.05 112,550,624.66 2,630,661,746.83

( )

√

( )

	10	10 ( )	10			(%)
2013	0	1.05	0	112,550,624.66	279,784,340.29	40.23
2012	0	0	0	0	-380,444,262.64	0
2011	0	2.10	0	225,101,249.31	556,312,558.62	41.86

( )

2013

√

( )

62%	2013-18

( )
1
2014 2 25 2014-09

√

( )
1

: :

						(%)
					1,283,586,536.87	0.66
					1,183,647,912.31	0.61
					1,117,604,721.75	0.57

					909,499,376.35	0.47
					777,926,921.01	0.4
					748,922,184.14	0.39
					587,153,014.80	0.3
					327,802,369.20	0.17
					239,325,999.84	0.12
					127,683,103.84	0.07
					76,879,854.88	0.04
					76,119,792.92	0.04
					74,653,117.87	0.04
					62,507,458.91	0.03
					38,150,763.38	0.02
					18,256,410.73	0.01
					4,017,438.40	
					2,978,289.35	
					1,002,187.20	
					482,000.11	
					198,782.05	
					77,330,498.00	25.36
					290,000.00	0.1
					30,959.22	0.01

					58,315,278.35	0.03
					56,771,268.53	0.03
					50,343,729.20	0.03
					34,343,309.01	0.02
					31,501,723.67	0.02
					24,607,432.18	0.01
					8,914,155.50	
					2,273,461.52	
					1,075,161.63	
					657,264.96	
					617,090.00	
					344,652.68	
					115,361.89	
					41,080,765.55	1.41
					26,029,897.07	0.89
					19,700,394.62	0.67
					17,035,415.32	0.58
					11,851,103.15	0.41
					7,023,841.74	0.24
					4,414,810.93	0.15
					2,717,028.95	0.09
					905,841.19	0.03
					640,214.15	0.02
					384,996.72	0.01
					298,681.28	0.01
					277,201.57	0.01
					111,793.27	
					66,708.67	
					32,912.68	
					6,121.00	
					3,758,729.15	7.04
					25,693.00	0.05
					444,500.00	0.83
					276,509.00	0.52

					167,873.00	0.31
	/				11,427,907,764.60	

2013

10%

( )

1

2013 8 30

2013-18 62%

2013 9 18

2013 2014 2 25

2014-09

( )

1

					83,317,415.98	145,060,319.51	228,377,735.49
					203,329,594.82	-88,320,000.00	115,009,594.82
					77,020,391.50	-18,460,589.38	58,559,802.12
						1,376,187.42	1,376,187.42
					2,526,341.63	-1,315,415.57	1,210,926.06
					25,276.75	239,223.25	264,500.00

				2011 11 2014 11				
			/					

: :

	245
	3

		80

5%

5%

		(%)				

ȯ Ń



( )
1

	2010 12 16
	71782846-2
	29,069,242,900
	2013 2013 9 2,657.81
	2013 9 2,488.14
	2013 9 16.24
	1 43.90% 2 JuGyHL ith 62.05% 3 43.04% 4 53.08% 5 44.49% 6 60.94% 7 36.35%

( )
1

	2001 7 19
	10000093X
	10,108,928,000

	2013 2013 9 2,686.81
	2013 9 2,607.12
	2013 9 35
	1 43.90% 2 JuGyLi 62.05% 3 43.04% 4 53.08% 5 44.49% 6 60.94% 7 36.35%

2

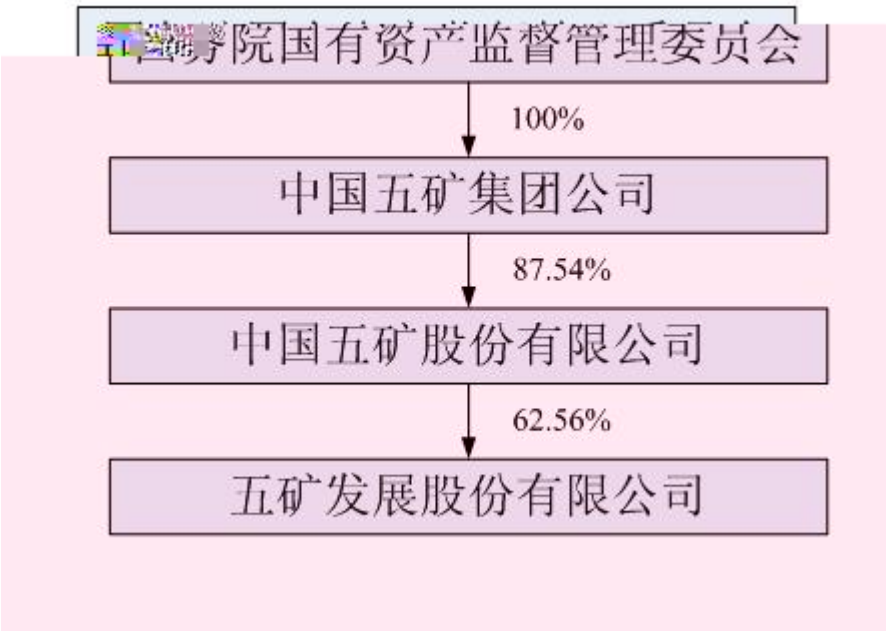

( )

			61	2012 4 24	2015 4 24	25,012	25,012	0		0	
			76	2012 4 24	2015 4 24	0	0	0		0	
			50	2012 4 24	2013 8 29	20,000	20,000	0		0	
			40	2013 8 29	2015 4 24	2,600	2,600	0		0	
			40	2012 4 24	2015 4 24	2,600	2,600	0		0	
			51	2012 4 24	2015 4 24	0	0	0		20	
			56	2012 4 24	2015 4 24	0	0	0		20	
			54	2012 4 24	2015 4 24	4,000	4,000	0		0	
			50	2012 4 24	2015 4 24	0	0	0		0	
			50	2013 9 18	2015 4 24	0	0	0		0	
			42	2012 4 24	2015 4 24	0	0	0		0	
			56	2012 4 24	2015 4 24	0	0	0		0	
			56	2012 4 24	2015 4 24	13,182	13,182	0		0	
			40	2012 4 24	2015 4 24	0	0	0		0	
			47	2012 4 24	2015 4 24	3,700	3,700	0		0	
			46	2012 4 24	2013 12 11	0	0	0		75.9	
			44	2012 4 24	2015 4 24	0	0	0		62.1	
			44	2013 12 11	2015 4 24	0	0	0		64.2	
			40	2012 4 24	2013 7 15	2,600	2,600	0		75.9	
			48	2013 7 15	2015 4 24	0	0	0		123.9	
			48	2012 4 24	2013 7 15	0	0	0		0	

			51	2012	4	24	2015	4	24	10,000	10,000	0		106	
			50	2012	4	24	2015	4	24	10,000	10,000	0		104.6	
			51	2012	4	24	2015	4	24	0	0	0		90.5	
			50	2012	4	24	2015	4	24	0	0	0		93.5	
			54	2012	4	24	2015	4	24	0	0	0		99	
			42	2012	4	24	2015	4	24	0	0	0		93.4	
			43	2012	4	24	2015	4	24	0	0	0		97.5	
			46	2014	1	3	2015	4	24	0	0	0		0	
			48	2012	4	24	2013	8	29	10,000	10,000	0		57.3	
			50	2013	8	29	2015	4	24	0	0	0		85.5	

/ / / / /

CIO

2013 1 2013 6 2013 1
2013 8

( )

			2010 12 16	
			2010 12 16	
			2013 7 31	
			2013 8 21	
			2010 12 16	
			2010 12 16	
			2010 12 16	
			2010 12 16	
			2010 12 16	

			2010 12 16	
			2010 12 16	
			2010 12 16	

( )

			2005 3 31	
		:Ç ¶0-O J ä k 1 ¾ w	2004 # • Ô 1 0 ñ % 290 Â ñ # • Ñ 1	

: “ » 10 [redacted]

( )

	971
	4,661
	5,632
	1,210
	1,915
	1,691
	1,068
	226

100%

2013
4 44

2012	2013 4 26	2012 2012 2012 2012 2012 <2012 > < > 2013	2012		2013 4 27

		2012 2013			
2013	2013 9 18		2013	xxxx xxxx	2013 9 19
2013	2013 10 30	< > 2013	2013	xxxx xxxx	2013 10 31

( )

		7	5	5	2	0		0
		7	7	5	0	0		3
		5	5	5	0	0		1
		7	7	5	0	0		3
		7	7	5	0	0		3
		7	7	5	0	0		1
		7	5	5	2	0		0
		7	7	5	0	0		3
		2	2	2	0	0		1
		7	6	5	1	0		0

	7
	2
	5
	0

( )

2013 2013

2012

2013

2011 11 15

/

2012

2014

2013 12 31

2013

2013

2013 12 31

( )

[2014]003914

(“ ”) 2013
12 31 2013

1

2

2013 12 31 2013

	( )	1,087,257,394.49	933,131,978.17
	( )	26,106,763.15	
	( )	18,008,215.43	18,008,215.43
	( )	58,996,251.28	55,151,759.37
	( )	1,267,910,655.85	1,390,010,510.72
	( )	73,380,000.00	
		14,272,967,120.07	14,541,610,201.73
		46,172,743,887.56	43,849,113,622.26
	( )	11,863,743,127.71	7,360,440,026.82
	( )	9,463,810,050.95	9,914,880,184.14
	( )	4,485,459,525.00	5,867,434,608.01
	( )	4,845,989,913.48	5,005,955,176.22
	( )	298,669,109.10	297,146,327.37
	( )	237,355,284.20	147,944,000.79
	( )	75,106,604.77	22,036,771.57
	( )	4,656,446.77	41,797,817.07
	( )	640,356,041.92	495,902,343.43
	( )	428,083,350.00	1,931,628,480.00
		32,343,229,453.90	31,085,165,735.42
	( )	2,941,255,999.99	1,935,280,250.00
	( )		3,980,468.27
	( )	25,026,763.36	20,562,124.20
	( )	1,694,315.25	3,221,815.25
	( )	51,574,433.68	46,627,565.12
		3,019,551,512.28	2,009,672,222.84
		35,362,780,966.18	33,094,837,958.26
	( )	1,071,910,711.00	1,071,910,711.00

	( )	3,796,575,871.06	3,801,158,371.06
	( )	19,148,751.00	11,294,083.13
	( )	910,890,994.54	910,890,994.54
	( )	2,743,212,371.49	2,464,400,732.33
		8,541,738,699.09	8,259,654,892.06
		2,268,224,222.29	2,494,620,771.94
		10,809,962,921.38	10,754,275,664.00
		46,172,743,887.56	43,849,113,622.26

2013 12 31

:

: :

		134,529,879.16	150,762,387.80
	( )	3,944,583,515.71	3,878,309,608.14
		4,079,113,394.87	4,029,071,995.94
		7,210,000.00	13,320,000.00
	( )	5,613,947,519.37	5,551,047,519.37
		3,608,472.73	4,106,624.33
		3,776,778.64	4,191,066.11

		48,527,566.10	28,003,992.85
		5,677,070,336.84	5,600,669,202.66
		9,756,183,731.71	9,629,741,198.60
		158,455,600.25	91,907,175.86
		37,389,596.07	85,711,364.44
		403,049,461.17	247,446,298.45
		131,083,350.00	63,480.00
		729,978,007.49	425,128,318.75
			160,280,250.00
		1,694,315.25	3,221,815.25
		1,694,315.25	163,502,065.25
		731,672,322.74	588,630,384.00
		1,071,910,711.00	1,071,910,711.00
		4,472,597,210.90	4,477,179,710.90
		740,346,233.86	740,346,233.86
		2,739,657,253.21	2,751,674,158.84
		9,024,511,408.97	9,041,110,814.60
		9,756,183,731.71	9,629,741,198.60

2013 1—12

: :

		203,259,150,042.45	149,388,449,893.61
	( )	203,259,150,042.45	149,388,449,893.61
		202,980,332,441.96	150,665,490,442.83
	( )	200,233,575,871.24	147,858,678,193.97

2013 1—12

: :

		947,779.80	1,507,106.00
		498,151.60	1,323,975.14
		10,379,912.75	10,550,243.83
		274,780,907.67	189,735,996.24
		-191,364,793.92	-192,190,988.15
		-229,732.87	135,589.90
“ ”			
“ ”	( )	60,577,861.74	351,229,549.56
“ ”		-32,538,803.69	343,181,838.60
		167,536.29	0.43
		169,211.48	46,971.25
		1,290.45	46,971.25
“ ”		-32,540,478.88	343,134,867.78
		-20,523,573.25	63,779,107.04
“ ”		-12,016,905.63	279,355,760.74
		-4,582,500.00	-233,274,193.17
		-16,599,405.63	46,081,567.57

		290,215,825.89	197,887,288.08
	( )	882,689,265.62	475,609,003.15
		195,402,282,661.84	147,692,961,414.03
		194,795,632,124.01	139,975,146,406.73
		1,060,193,759.15	1,037,772,967.91
		799,552,389.43	970,180,728.56
	( )	1,839,213,005.05	1,686,016,464.80
		198,494,591,277.64	143,669,116,568.00
	( )	-3,092,308,615.80	4,023,844,846.03
		2,601,370.41	273,228,841.86
		3,646,691.26	9,060,744.18
		20,003,226.71	8,307,052.12
		15,750,000.00	
			11,070,215.72
		42,001,288.38	301,666,853.88
		706,629,397.27	539,816,689.62
		20,081,250.00	143,000,000.00
		726,710,647.27	682,816,689.62
		-684,709,358.89	-381,149,835.74
			80,000,000.00
			80,000,000.00
		25,516,223,690.39	22,452,077,130.27
	( )	7,355,500.00	6,829,500.00
		25,523,579,190.39	22,538,906,630.27
		21,242,431,735.50	26,485,257,528.82
		582,261,523.08	916,169,341.78
		20,712,161.11	
	( )	63,480.00	898,813.92
		21,824,756,738.58	27,402,325,684.52
		3,698,822,451.81	-4,863,419,054.25
		-1,510,411.66	277,852.62
		-79,705,934.54	-1,220,446,191.34
		1,675,735,055.94	2,896,181,247.28

		1,596,029,121.40	1,675,735,055.94

2013 1—12

: :

		1,402,334,996.32	3,323,047,504.12
		1,402,334,996.32	3,323,047,504.12
		149,596,504.76	150,059,172.95
		59,067,691.04	98,531,542.13
		1,179,169,498.89	3,122,160,271.47
		1,387,833,694.69	3,370,750,986.55
	( )	14,501,301.63	-47,703,482.43
			265,613,841.86
		60,577,861.74	95,182,968.70
		320.00	2,298.00
		60,578,181.74	360,799,108.56
		787,672.00	1,048,060.00
		62,900,000.00	155,000,000.00
		63,687,672.00	156,048,060.00
		-3,109,490.26	204,751,048.56
		24,928,400.00	12,625,800.00
		2,406,652.10	273,599,098.18
		63,480.00	291,520.00
		27,398,532.10	286,516,418.18
		-27,398,532.10	-286,516,418.18
		-225,787.91	-109,056.39

		-16,232,508.64	-129,577,908.44
		150,762,387.80	280,340,296.24
		134,529,879.16	150,762,387.80

2013 1—12

: :

	1,071,910,711.00	3,801,158,371.06	11,294,083.13	910,890,994.54	2,464,400,732.33		2,494,620,771.94	10,754,275,664.00
	1,071,910,711.00	3,801,158,371.06	11,294,083.13	910,890,994.54	2,464,400,732.33		2,494,620,771.94	10,754,275,664.00
“ ”		-4,582,500.00	7,854,667.87		278,811,639.16		-226,396,549.65	55,687,257.38
					279,784,340.29		-214,302,789.99	65,481,550.30
		-4,582,500.00						-4,582,500.00
		-4,582,500.00			279,784,340.29		-214,302,789.99	60,899,050.30
							-4,331,550.80	-4,331,550.80
1							-4,331,550.80	-4,331,550.80
2								
3								
					-972,701.13		-13,391,134.96	-14,363,836.09
1								
2								
3							-12,795,231.46	-12,795,231.46

4		-972,701.13	-595,903.50	-1,568,604.63

		-440,782,707.66		-3,702,900.99	273,671,958.96		106,211,237.19	-64,602,412.50	

2013 1—12

: :

	1,071,910,711.00	4,477,179,710.90		740,346,233.86	2,751,674,158.84	9,041,110,814.60
	1,071,910,711.00	4,477,179,710.90		740,346,233.86	2,751,674,158.84	9,041,110,814.60
“ ”		-4,582,500.00			-12,016,905.63	-16,599,405.63
					-12,016,905.63	-12,016,905.63
		-4,582,500.00				-4,582,500.00
		-4,582,500.00			-12,016,905.63	-16,599,405.63
1						
2						
3						
1						
2.						
3						
4						
1						
2						
3						

4						
1						
2						
	1,071,910,711.00	4,472,597,210.90		740,346,233.86	2,739,657,253.21	9,024,511,408.97

: :

	1,071,910,711.00	4,721,622,474.99		712,410,657.79	2,725,355,223.48	9,231,299,067.26
	1,071,910,711.00	4,721,622,474.99		712,410,657.79	2,725,355,223.48	9,231,299,067.26
“ ”		-244,442,764.09		27,935,576.07	26,318,935.36	-190,188,252.66
					279,355,760.74	279,355,760.74
		-233,274,193.17				-233,274,193.17
		-233,274,193.17			279,355,760.74	46,081,567.57
		-11,168,570.92				-11,168,570.92
1						
2						
3		-11,168,570.92				-11,168,570.92
				27,935,576.07	-253,036,825.38	-225,101,249.31
1				27,935,576.07	-27,935,576.07	
2.						

3					-225,101,249.31	-225,101,249.31
4						
1						
2						
3						
4						
1						
2						
	1,071,910,711.00	4,477,179,710.90		740,346,233.86	2,751,674,158.84	9,041,110,814.60

" " " " "
" [1997] 567
[1997]40 1997 5 21
110000001200801 1997 5 28

2010 12 16 670,604,922
62.56% " " 2011 12 29

2013 12 31 107,191.07 107,191.07
5
ýÄðð ·ðýF 1ðÅð" ˜I ج

2
3
4
2
1

2

3

1

2

( )

( )

( )

1

2

"

"

( )

1

2

1

5

6

1
2
3
4
5
6

7

8

1

50% 50%

12 12

20% 20% 50%

2

( )

1

	1 500 1 2 800 2 2,000

2

1-6	1%	1%
7-12	5%	5%
1 2	30%	30%
2 3	50%	50%
3	100%	100%

( )

1

2

3

4

5

(1)

(2)

( )

1

1

2

2

1

2

5

( )

		%	%
	18-20	3	4.85-5.39

( )

1

(

)

2

		%	%
	18-38	3/5	2.50-5.39
	10-18	3/5	5.28-9.70
	5-8	3/5	11.88-19.40
	5	3/5	19.00-19.40

3

4

1
2

3
4

5

5

( )

1

2

3

( ) :

1

1

2 3

2

3

3

4

( )

	35-48		
	5-10		

1

2

3

4

5

( )

( )

		10	
		32	
		3-5	
		2-20	

( )

1

2

( )

1

1 2

3

4 5

2

1

2

3

( )

"

"

" "

1

2

1

3

( ) /

( )

1

2

( )

1

2 3

22 -

( )

1

1

2

3

2

1

2

3

3

1

2

( )

1

2

( )

1

2

( )

		0 4% 6% 11% 13% 17%
	3% 5% 20%	3% 5% 20%
	1% 7%	1% 7%
		25%
	70% 80%	1.2% 12%
		1% 2% 3%

( )

[2012]13 2012 1 1 2014 12 31

(™$•Á>|™Cd 6 2 A ;ÀH'HWVFƒH Ì 0l)”0 C! ãBr H50%VFƒH É”Fd C"ï•5PV Ur‰’7 çÀ™F8 „ !>˜ åž s" @;Í[



				101,000,000.00		114,454,886.28	100	100		

3

: :

							(%)	(%)		
				64,907,800.00		65,397,757.60	100	100		

( )
( )

( )

	/	/	2,392,658.13	/	/	2,029,877.63
	/	/	2,373,942.78	/	/	2,015,281.98
	3,069.65	6.0969	18,715.35	2,269.65	6.2855	14,265.89
				1,600.00	0.2061	329.76
	/	/	1,396,643,503.99	/	/	1,438,728,923.11
	/	/	1,235,856,543.21	/	/	1,395,109,365.62
	26,312,608.71	6.0969	160,425,344.04	6,877,917.21	6.2855	43,231,148.62
	76,554.78	0.7862	60,187.37	111,768.09	0.8108	90,621.57
	35,803.89	8.4189	301,429.37	35,802.07	8.3176	297,787.30
	/	/	360,807,531.32	/	/	476,271,195.54
	/	/	360,807,495.23	/	/	476,271,195.54
	5.92	6.0969	36.09			
	/	/	1,759,843,693.44	/	/	1,917,029,996.28

1
2

( )

1

	2,166,900,616.52	2,248,316,912.07
	701,301,545.04	246,549,201.59
	2,868,202,161.56	2,494,866,113.66

2

	2013 11 1	2014 5 1	54,097,297.03	
	2013 9 11	2014 3 11	31,500,000.00	
	2013 11 4	2014 5 4	30,000,000.00	
	2013 9 6	2014 3 5	25,473,143.67	
	2013 10 30	2014 4 29	10,000,000.00	
	/	/	151,070,440.70	/

2013 12 31

3

	2013 9 23	2014 3 20	65,049,325.10	
	2013 10 22	2014 4 19	65,000,810.54	
	2013 9 12	2014 3 12	60,726,125.00	
	2013 10 24	2014 1 24	39,700,000.00	
	2013 7 10	2014 1 8	30,000,000.00	
	/	/	260,476,260.64	/

4 2013 12 31 5% 5%

5 2013 12 31

( ) :

1

		(%)		(%)		(%)		(%)
	163,797,363.47	1.69	66,338,748.88	40.50	179,993,957.90	3.55	51,473,233.30	28.60
	9,563,509,585.30	98.24	931,561,067.56	9.74	4,878,066,788.44	96.31	902,935,912.63	18.51
	9,563,509,585.30	98.24	931,561,067.56	9.74	4,878,066,788.44	96.31	902,935,912.63	18.51
	7,191,815.01	0.07	4,641,990.50	64.55	7,115,302.94	0.14	4,262,139.94	59.90

	9,734,498,763.78	/	1,002,541,806.94	/	5,065,176,049.28	/	958,671,285.87	/

			(%)	
3	163,797,363.47	66,338,748.88	40.50	
	163,797,363.47	66,338,748.88	/	/

		(%)			(%)	
1						
1-6	8,220,255,066.20	84.44	82,202,550.68	3,789,156,064.33	74.81	37,891,560.66
7-12	468,383,543.08	4.81	23,419,177.16	173,160,596.38	3.42	8,658,029.81
1	8,688,638,609.28	89.25	105,621,727.84	3,962,316,660.71	78.23	46,549,590.47
1 2	56,050,631.68	0.58	16,815,189.52	66,890,192.83	1.32	20,067,057.86
2 3	19,392,388.34	0.2	9,696,194.20	25,081,341.24	0.5	12,540,670.64
3	799,427,956.00	8.21	799,427,956.00	823,778,593.66	16.26	823,778,593.66
	9,563,509,585.30	98.24	931,561,067.56	4,878,066,788.44	96.31	902,935,912.63

3	5,857,995.25	3,308,170.74	56.47	

1		40,000.00		

12,759.55

5,078.75

850.69 1,406.77

3 100%

		(%)			(%)	
1						
1-6	351,724,228.28	25.16	3,517,242.31	96,616,970.43	8.66	966,169.67
7-12	35,170,274.33	2.51	1,758,513.73	60,148,413.96	5.39	3,007,420.72
1	386,894,502.61	27.67	5,275,756.04	156,765,384.39	14.05	3,973,590.39
1 2	6,047,744.46	0.43	1,814,323.35	11,682,464.19	1.05	3,504,739.27
2 3	3,606,911.35	0.26	1,803,455.69	2,361,123.99	0.21	1,180,562.01
3	460,497,331.47	32.92	460,497,331.47	395,923,114.99	35.48	395,923,114.99
	857,046,489.89	61.28	469,390,866.55	566,732,087.56	50.79	404,582,006.66

2

1			120,000.00	120,000.00	120,000.00
1			72,009,396.61		72,009,396.61
	/	/	72,129,396.61	/	/

3

		175,000.00		
	/	175,000.00	/	/

4 2013 12 31 5% 5%

5

		80,000,000.00
		52,241,622.26
		35,787,539.20
		28,605,669.46
		26,273,076.46
		222,907,907.38

6

				(%)
-		335,520,000.00	5	23.99
		160,000,000.00	3-4	11.44
		157,337,082.59	4-5	11.25
		113,032,481.75	5	8.08
		90,011,745.76	5	6.44
	/	855,901,310.10	/	61.20

( )

1

		(%)		(%)
1	7,695,417,666.81	90.59	10,189,372,013.75	94.51
1 2	618,665,143.47	7.28	344,369,596.10	3.19
2 3	138,154,911.50	1.63	214,539,943.29	1.99
3	42,397,922.12	0.50	32,618,311.29	0.31
	8,494,635,643.90	100.00	10,780,899,864.43	100.00

2

		529,648,280.00	1	
		339,678,287.67	1	
		300,000,000.00	1	
BRIGHT RUBY RESOURCES PTE.LIMITED		275,513,261.95	1	
		267,244,531.26	1	
	/	1,712,084,360.88	/	/

3

	96,622,771.50	1-2	

	89,815,000.00	1-2	
	58,596,000.00	1-3	
	58,267,827.25	2-3	
E&R CHINA ELITE INTERNATIONAL INVESTMENTS LIMITED	55,274,027.41	1-3	
	358,575,626.16		

4 2013 12 31 5% 5%

( )

1

	824,100,664.08	5,962,688.18	818,137,975.90	490,032,646.87	7,226,422.16	482,806,224.71
	6,861,702,369.46	97,431,029.83	6,764,271,339.63	7,179,563,239.83	165,051,595.86	7,014,511,643.97
	378,870,973.79	3,295,145.88	375,575,827.91	410,833,715.85	3,095,145.88	407,738,569.97
	321,688,655.46		321,688,655.46	238,620,383.07		238,620,383.07
	918,325,512.57	930,942.77	917,394,569.80	1,434,901,780.04	1,036,313.58	1,433,865,466.46
	9,304,688,175.36	107,619,806.66	9,197,068,368.70	9,753,951,765.66	176,409,477.48	9,577,542,288.18

2

	7,226,422.16	42,168.09		1,305,902.07	5,962,688.18
	165,051,595.86	135,310,817.19	17,650.38	202,913,732.84	97,431,029.83
	3,095,145.88	200,000.00			3,295,145.88
	1,036,313.58	930,942.77		1,036,313.58	930,942.77
	176,409,477.48	136,483,928.05	17,650.38	205,255,948.49	107,619,806.66

3

			0.0003

( )

	6,545,560.82	8,207,456.08
	107,876,176.16	15,658,605.36

	114,421,736.98	23,866,061.44

( )

1

( ) :

1

	136,478,906.67	23,294,549.14	5,466,069.43	154,307,386.38
	142,862,233.00			142,862,233.00
	279,341,139.67	23,294,549.14	5,466,069.43	297,169,619.38
	668,750.00			668,750.00
	278,672,389.67	23,294,549.14	5,466,069.43	296,500,869.38

2

	60,000,000.00	60,000,000.00		60,000,000.00		10	10
	65,440,000.00	65,440,000.00		65,440,000.00		15.73	15.73
	7,457,930.00	7,457,930.00		7,457,930.00		10	10
	1,500,000.00	1,500,000.00		1,500,000.00		0.56	0.56
	1,000,000.00	6,095,553.00		6,095,553.00		12.3	12.3
	200,000.00	200,000.00		200,000.00		14	14
	668,750.00	668,750.00		668,750.00			
	18,000,000.00						
	1,500,000.00	1,500,000.00		1,500,000.00		15	15

2008

3

	18,750,000.00	29,394,284.92	1,514,513.12	30,908,798.04			25	25
	6,550,000.00	7,661,687.96	-110,504.80	7,551,183.16		804,101.58	26.2	26.2
	2,000,000.00	2,923,582.81	-266,011.13	2,657,571.68		638,020.83	40	40
	3,000,000.00	156,085.29	-9,436.24	146,649.05			30	30
	331,164.00	829,232.49	-829,232.49					

	3,873,078,389.44		823,709,849.91	48,813,526.38	4,647,974,712.97
	775,687,070.31		115,602,564.92	10,597,052.33	880,692,582.90
	2,712,173,661.08		666,774,569.93	4,414,058.17	3,374,534,172.84
	130,509,393.74		22,043,088.57	29,544,620.63	123,007,861.68
	254,708,264.31		19,289,626.49	4,257,795.25	269,740,095.55
	10,745,397,115.61	/		/	10,047,657,933.12
	2,643,179,130.33	/		/	2,582,631,925.50
	7,855,826,505.65	/		/	7,283,383,764.36
	151,062,310.92	/		/	93,935,721.14
	95,329,168.71	/		/	87,706,522.12
	23,814,265.09	/		/	3,296,203.18
	3,296,203.18	/		/	3,296,203.18
	1,133,054.70	/		/	
	19,385,007.21	/		/	
		/		/	
	10,721,582,850.52	/		/	10,044,361,729.94
	2,639,882,927.15	/		/	2,579,335,722.32
	7,854,693,450.95	/		/	7,283,383,764.36
	131,677,303.71	/		/	93,935,721.14
	95,329,168.71	/		/	87,706,522.12

823,709,849.91

61,398,698.22

3

2

	11,998,263.91	6,459,218.36		5,539,045.55	
	14,479,763.66	12,125,760.31		2,354,003.35	

3

	52,030,029.06
	199,999.96

4 .

				m2		

				m2		
		1,489,142,658.42	1,358,634,689.48	230,000.00		
		403,132,289.26	179,044,631.97	102,211.00		

( )

1

	1,341,822,204.64	616,993.15	1,341,205,211.49	1,076,876,312.41		1,076,876,312.41

2

	301,650,000.00	260,858,744.63	14,672,757.13			91.3
		315,372,446.28	27,169,968.33	61,398,698.22	190,000.00	
	350,000,000.00	328,370,448.44	120,154,941.10			128.2
		156,970,000.00				
	746,400,000.00	6,510,225.17	63,722,753.68			9.4
	349,500,000.00	3,203,333.00	30,428,772.94			9.6
	992,720,000.00	3,286,581.00	2,459,300.24			0.6
	22,4620,000.00	2,304,533.89	67,926,097.03			31.3
	2,964,890,000.00	1,076,876,312.41	326,534,590.45	61,398,698.22	190,000.00	/

	99					275,531,501.76
		21,324,010.79	9,572,203.22	5.71		280,953,716.39
	98	37,393,647.54	17,539,007.54	5.71		448,525,389.54
	90					156,970,000.00

	10	2,117,780.01	2,117,780.01	5.6		70,232,978.85
	10					33,632,105.94
	1					5,745,881.24
	35	116,822.22	116,822.22	5.6		70,230,630.92
	/	60,952,260.56	29,345,812.99	/	/	1,341,822,204.64

3

	616,993.15	616,993.15	VPSA 61.70
	616,993.15	616,993.15	/

( )

1

	1,045,078,657.91	189,147,912.18	11,053,122.35	1,223,173,447.74
1	1,035,563,399.44	183,764,685.00	11,053,122.35	1,208,274,962.09
2	6,596,658.47	5,379,466.50		11,976,124.97
3	2,898,700.00			2,898,700.00
4	19,900.00	3,760.68		23,660.68
	111,946,679.74	24,530,870.84	561,497.33	135,916,053.25
1	106,207,661.40	23,369,712.40	561,497.33	129,015,876.47
2	5,484,422.52	808,512.88		6,292,935.40
3	234,695.82	352,018.76		586,714.58
4	19,900.00	626.80		20,526.80
	933,131,978.17	164,617,041.34	10,491,625.02	1,087,257,394.49
1	929,355,738.04	160,394,972.60	10,491,625.02	1,079,259,085.62
2	1,112,235.95	4,570,953.62		5,683,189.57
3	2,664,004.18	-352,018.76		2,311,985.42
4		3,133.88		3,133.88
1				
2				
3				
4				
	933,131,978.17	164,617,041.34	10,491,625.02	1,087,257,394.49
1	929,355,738.04	160,394,972.60	10,491,625.02	1,079,259,085.62
2	1,112,235.95	4,570,953.62		5,683,189.57

3	2,664,004.18	-352,018.76		2,311,985.42
4		3,133.88		3,133.88

24,530,870.84

“ ”

2

				m2
		125,779.92	125,779.92	59,397

2013 12 31 “ ”

59,397 12.58

3

		2,868,383.89	2,010,716.89		857,667.00
		19,885,910.25	2,532,793.27		17,353,116.98
ERP		7,139,449.26			7,139,449.26
		756,529.91			756,529.91

30,650,273.31

	6,558,302.33	3,159,947.58	3,201,094.57		6,517,155.34
	379,463.98		238,347.96		141,116.02
	55,151,759.37	32,517,549.49	28,673,057.58		58,996,251.28

( ) /

1

(1)

	362,010,056.15	371,021,217.88
	849,683,343.59	955,949,523.68
	55,251,749.43	53,446,976.01
	601,281.66	5,140,531.05
	364,225.02	1,154,928.68
		3,297,333.42
	1,267,910,655.85	1,390,010,510.72
	1,694,315.25	3,221,815.25
	1,694,315.25	3,221,815.25

(2)

	340,031,115.73	392,885,732.38
	15,289,828.61	7,516,018.76
	22,621,636.75	
	377,942,581.09	400,401,751.14

2013 12 31

(3)

	6,777,261.00
	6,777,261.00
	1,448,040,224.42
	221,006,997.74
	2,405,126.61
	1,456,900.10
	3,398,733,374.25

	5,071,642,623.12

( ) :

	1,667,753,603.39	78,379,596.91	77,627,670.45	960,450.33	1,667,545,079.52
	176,409,477.48	136,483,928.05	17,650.38	205,255,948.49	107,619,806.66
	668,750.00				668,750.00
	8,324,507.64				8,324,507.64
	23,814,265.09			20,518,061.91	3,296,203.18
		616,993.15			616,993.15
	1,876,970,603.60	215,480,518.11	77,645,320.83	226,734,460.73	1,788,071,340.15

( )

	73,380,000.00	
	73,380,000.00	

( )

1	373,422,454.24	358,627,830.31	373,422,454.24	358,627,830.31	1 2
2	452,497,550.60	345,238,502.61	452,497,550.60	345,238,502.61	3
3		118,010,000.00		118,010,000.00	4
4	130,806,223.93		130,806,223.93		
5	35,000,000.00		35,000,000.00		
	991,726,228.77	821,876,332.92	991,726,228.77	821,876,332.92	

1 2013 12 31 341,905,610.85
1,685,697,165.38 2,356,660.94

2 2013 12 31
16,722,219.46
3 2013 12 31 345,238,502.61
421,297,314.92 9,500,000.00 5,773,693.31
289,179.00
4 2013 12 31 118,010,000.00

( )
1

	181,704,243.31	282,521,653.56
		30,000,000.00
	11,292,781,980.95	6,892,192,386.13
	389,256,903.45	155,725,987.13
	11,863,743,127.71	7,360,440,026.82

2
3

( )

		18,000,000.00
	9,463,810,050.95	9,896,880,184.14
	9,463,810,050.95	9,914,880,184.14

9,463,810,050.95

1
2 2013 12 31 Ɓ Ų q . >

2 2013 12 31 5% 5%

3 1
2013 12 31

	25,170,434.53		
	8,403,946.92		
	6,976,460.00		
	5,098,731.63		
	5,080,330.52		
	50,729,903.60		

( )

1

1	3,731,953,307.02	4,401,683,919.24
1-2	740,834,035.81	299,926,084.02

2-3

	15,977,711.82	67,097,106.12	76,469,936.82	6,604,881.12
	10,330,922.41	192,472,669.80	199,339,788.79	3,463,803.42
	1,495,692.16	56,309,032.18	56,723,470.79	1,081,253.55
	5,545,461.25	102,511,051.61	105,945,908.42	2,110,604.44
	2,349,719.27	15,177,543.44	17,527,262.71	
	384,312.50	8,356,784.13	8,691,632.18	49,464.45
	351,547.88	6,454,566.96	6,648,129.09	157,985.75
	204,189.35	3,663,691.48	3,803,385.60	64,495.23
	3,756,959.72	52,536,724.66	55,534,648.34	759,036.04
	5,317,363.66	2,190,995.44	4,420,171.94	3,088,187.16
	213.00	130,318.92	130,531.92	
	45,776,597.85	31,207,515.20	25,439,550.88	51,544,562.17
	297,146,327.37	1,104,293,351.74	1,102,770,570.01	298,669,109.10

51,544,562.17

( )

	54,290,032.46	-34,740,168.62
	41,659,870.06	33,268,524.37
	65,614,875.37	88,888,695.69
	2,071,140.99	2,675,807.21
	19,909,150.00	15,602,849.91
	13,935,059.84	10,862,084.40
	2,816,311.55	3,982,346.48
	2,365,764.35	2,229,205.54
	34,693,079.58	25,174,655.81
	237,355,284.20	147,944,000.79

( )

	1,533,684.68	160,510.74
	73,572,920.09	21,876,260.83
	75,106,604.77	22,036,771.57

( )

			1
	1,823,896.98	1,693,233.41	
	1,554,024.12	1,554,024.12	
	813,111.34	8,860,704.56	

	465,414.33	14,569,342.15	
		15,120,512.83	
	4,656,446.77	41,797,817.07	/

( )

1

1	499,847,973.31	352,736,752.66
1-2	41,207,155.94	64,855,529.14
2-3	26,652,639.03	24,541,762.22
3	72,648,273.64	53,768,299.41
	640,356,041.92	495,902,343.43

2 2013 12 31 5% 5%

3 1

	34,500,000.00		
	13,822,354.71		
RASHTRIYA ISPAT NIGAM LIMITED	11,389,973.11		
	9,000,000.00		
	6,326,113.24		
	75,038,441.06		

4

	228,377,735.49	
	115,009,594.82	
	58,559,802.12	
	16,722,006.73	
	16,026,112.33	
	434,695,251.49	

( )

	20,139,470.31	8,429,442.26	4,768,884.71	23,800,027.86
	422,653.89	58,926,160.49	58,122,078.88	1,226,735.50

	20,562,124.20	67,355,602.75	62,890,963.59	25,026,763.36

1 2012 137.88 2012
1,876.07 339.01
842.94

2
5,892.62 2013 5,812.21

( ) 1

1 1

1	428,083,350.00	1,931,565,000.00
1		63,480.00
	428,083,350.00	1,931,628,480.00

2 1
(1) 1

	297,000,000.00	1,743,000,000.00
	131,083,350.00	188,565,000.00
	428,083,350.00	1,931,565,000.00

1 0.00

(2)

				%
	2009 7 24	2014 7 24		LIBOR+120
( )	2008 1 4	2014 3 21		5.985
( )	2008 1 4	2014 9 21		5.985

	21,500,000.00	131,083,350.00	25,500,000.00	160,280,250.00
( )		148,500,000.00		148,500,000.00
( )		148,500,000.00		148,500,000.00
	21,500,000.00	428,083,350.00	25,500,000.00	457,280,250.00

3

( )

1

	456,000,000.00	753,000,000.00
	2,485,255,999.99	1,182,280,250.00
	2,941,255,999.99	1,935,280,250.00

	3,581,260,299.12			3,581,260,299.12
	219,898,071.94		4,582,500.00	215,315,571.94
	9,665,445.75		4,582,500.00	5,082,945.75
	210,232,626.19			210,232,626.19
	3,801,158,371.06		4,582,500.00	3,796,575,871.06

4,582,500.00

( )

	904,614,607.92			904,614,607.92
	6,276,386.62			6,276,386.62
	910,890,994.54			910,890,994.54

( )

	2,464,400,732.33	/
	2,464,400,732.33	/
	279,784,340.29	/
	972,701.13	
	2,743,212,371.49	/

( )

1

	201,111,889,841.64	148,860,296,949.39
	2,147,260,200.81	528,152,944.22
	200,233,575,871.24	147,858,678,193.97

2

	189,659,972,995.53	187,781,371,137.15	139,137,494,249.91	137,800,642,760.80
	10,598,885,767.15	10,023,795,760.47	8,353,678,012.15	8,561,473,406.02
	3,312,916,731.78	3,045,460,167.44	3,831,117,258.08	3,626,636,685.87
	53,427,290.25	15,378,014.62	52,001,736.96	16,075,664.53
	394,319,692.33	235,797,479.21	472,424,773.55	265,025,267.35

	2,796,933.39	234,178.32	1,654,915.36	936,423.20
	2,910,429,568.79	2,874,264,182.34	2,988,073,996.62	2,841,968,711.62

	1,600,982,007.04	1,369,275,188.72

( )

	608,363,136.43	654,523,182.08
	-64,984,941.92	-56,289,419.38
	-334,603,281.41	11,299,549.11
	40,243,037.07	39,785,773.54
	249,017,950.17	649,319,085.35

( )

	87,362.10	-375,993.46
	87,362.10	-375,993.46

( )

1

	548,392.00	1,127,849.33
	1,356,778.52	3,928,917.97
	10,143,048.13	437,416.33
	220,000.00	6,740,013.35
		256,046,580.86
	1,172,047.18	
	13,440,265.83	268,280,777.84

2

	372,749.00	469,759.00	
	175,643.00	658,090.33	
	548,392.00	1,127,849.33	/

3

	1,514,513.12	2,292,088.73	
	372,009.70	721,223.88	
	693,596.78	812,612.06	
	-152,683.84	191,242.76	
	-9,436.24	156,085.29	
	-710,872.20	-129,610.62	

		101,589.33	
	22,467.96	46,165.27	
	-372,816.76	-262,478.73	
	1,356,778.52	3,928,917.97	/

						/
	46,627,565.12	7,355,500.00	2,408,631.44		51,574,433.68	
		490,000.00	490,000.00			

	0.2610	0.2610	-0.3549	-0.3549
	0.1126	0.1126	-0.6064	-0.6064

2

	1	279,784,340.29	-380,444,262.64
	2	159,098,479.41	269,589,879.67
	3=1-2	120,685,860.88	-650,034,142.31
	4	1,071,910,711.00	1,071,910,711.00
	5		
	6		
	7		
	8		
	9		
	10		
	11	12	12
	12=4+5+6 × 7 ÷ 11-8 × 9 ÷ 11-10	1,071,910,711.00	1,071,910,711.00
	13		
	14=1 ÷ 12	0.2610	-0.3549
	15=3 ÷ 12	0.1126	-0.6064
	16		
	17		
	18		
	19		
	20=[1+(16-18) × (100%-17)] ÷ (12+19)	0.2610	-0.3549
	21=[3+(16-18) × (100%-17)] ÷ (12+19)	0.1126	-0.6064

1

=P0 ÷ S

S=S0 S1 Si × Mi ÷ M0 – Sj × Mj ÷ M0-Sk

P0

S S0 S1

Si Sj

Sk M0 Mi

Mj

2

=P1/ S0 S1 Si × Mi ÷ M0 – Sj × Mj ÷ M0 – Sk+

P1

3

4

( )

1	-6,110,000.00	-1,130,000.12
	-1,527,500.00	-282,500.03
		232,426,693.08
	-4,582,500.00	-233,274,193.17
	-4,582,500.00	-233,274,193.17

( )

1

	145,604,860.82

3		
	1,596,029,121.40	1,675,735,055.94
	1,675,735,055.94	2,896,181,247.28
	-79,705,934.54	-1,220,446,191.34

2

1		39,320,000.00
2		39,320,000.00
		11,070,215.72
3		28,249,784.28
4		7,817,783.69
		25,419,180.26

	1,596,029,121.40	1,675,735,055.94

( )

( )

: :

						(%)	(%)		
					2,906,924.29	62.56	62.56		71782846-2

( )

: :

						(%)	(%)	
					300,000,000.00	100	100	101689986
					13,525,240.40	100	100	100000120
					900,000,000.00	100	100	10169040X
					900,000,000.00	100	100	100024763
					33,662,360.94	100	100	101032125
[redacted]					286,380,000.00	80	80	661651046
	[redacted]				30,000,000.00	100	100	101158376

[redacted]

					4,939,083,255.56	50.4	50.4	738795516
					5,000,000.00	100	100	723628272
					38,510,000.00	100	100	144112941
					101,000,000.00	100	100	190342078
					64,907,800.00	100	100	750168064

( )

: :

						(%)	(%)	
					7,500.00	25	25	79266963-3
					2,500.00	26.2	26.2	61027034-X
					1,000.00	30	30	78122450-8
					500	40	40	73547340-7
					49,000.00	20	20	55536695-4
					10,078.13	36	36	58291427-4
					200	40	40	58080898-8

( )

		75215501-3
		74558002X
		735309359
		752705863
		752705855

		745140112
		750196196
		10557225-9
		18796225-X
		68283437-8
		601494835
		169530031
		75085595-6
		733148299
		676899343
		75336880-3
		75335712-7
		56461685-5
		18376434-4
		669903498
		678029966
		10552795X
		101710917
		750992264
		717828120
		192223283
		607246664
		58910716-8
		710929236
		741317582
		717828331
		740660565
		723043784
		717853641
		05568101-8

			62,507,458.91	0.03	43,135,629.55	0.03
			38,150,763.38	0.02	36,713,993.43	0.03
			18,256,410.73	0.01		
			4,017,438.40			
			2,978,289.35		8,148,797.76	0.01
			1,002,187.20		31,469,260.66	0.02
			482,000.11			
			198,782.05		12,930,782.90	0.01
			77,330,498.00	25.36	4,761,660.00	1.27
			290,000.00	0.1		
			30,959.22	0.01	26,281.04	
			7,736,049,693.13		9,769,376,515.07	

2 /

				%		%
			2,120,928,977.20	1.06		
			358,477,493.79	0.18	106,521,507.32	0.07
			343,531,921.03	0.17	481,956,674.56	0.33
			217,198,494.33	0.11	267,408,604.59	0.18
			180,776,114.29	0.09	2,828,464.75	
			63,814,149.70	0.03	9,690,227.95	0.01
			58,315,278.35	0.03		
			56,771,268.53	0.03	107,499,240.91	0.07

			26,029,897.07	0.89	7,831,091.55	0.22
			19,700,394.62	0.67	58,331,746.58	1.67
			17,035,415.32	0.58	9,386,362.02	0.27
			11,851,103.15	0.41	12,713,510.03	0.36
			7,023,841.74	0.24	8,876,838.65	0.25
			4,414,810.93	0.15	6,977,780.88	0.2
			2,717,028.95	0.09	1,756,807.64	0.05

31 767.49

3

2013 12 31 3,769.26

4 2013 12

31 126,006.56 409.46

5

2013 12 31 75,300.00 18,953.98

80,000.00

6 2013 12

31 1,631.86

7 2013 12

31 878,859.89

8

2013 12 31 13,687.63

6

		( )		
1		18,856.50	2012.12.21-2013.11.26	1
2		146,325.60	2013.4.25-2016.6.4	2
3		55,000.00	2013.9.17-2013.11.19	3
4		50,000.00	2008.8.15-2018.8.15	4
5		30,000.00	2009.5.27-2019.5.27	
6		22,200.00	2009.6.16-2019.6.16	
7		475,000.00		5
8		38,925.69		6
9		22,837.77	2 2013.12.30-2014.6.30	7
10		5,855.98		8
11		11,500.96		9
		876,502.50		
		876,502.50		

1

3,000.00 468.71

2

28,000.00 4,000.00 2013 12 31 24,000.00

2,821.14

3 55,000.00 5.40%

501.75

4

102,200.00 2013 12 31

102,200.00 6,787.07
5 475,000.00
2,338.75
6
13,622.57 7,238.06 2013 12 31 6,384.51
635.55
7 22,837.77
20,000.00 5.60%
8
5,855.98
9 “ ”
5.60% 11,500.96
1,548.29 1,461.06 87.23

7
2013 9 18
62% 2013 12 31

8

			%		%
		252,304,101.60	14.34	610,638,820.82	31.85
		11,155.40		73,974.62	
		224,478.64	0.01		
		252,539,735.64	14.35	610,712,795.44	31.85

( )

1. :

: :

		2,544,763,762.47	25,447,637.62		
		18,866,445.33	188,664.45	646,997.45	6,469.97
		9,691,802.26	96,918.02		
		5,013,122.30	50,131.22	10,632,744.61	106,327.45
		8,898,291.36	88,982.91	14,990,353.53	391,837.50
		2,121,805.15	161,430.18	122,977.60	36,893.28
		1,596,016.54	481,195.38	9,426,405.07	146,553.28
		1,337,468.32	7,417.98	4,798,314.78	47,983.15
		674,688.16	6,746.88	371,744.53	3,717.45
		392,429.47	3,924.29		
		262,484.32	2,624.84	1,215,525.58	12,155.25
		201,456.30	190,647.95	2,851,296.09	349,830.63

		191,875.07	1,918.75	19,688.86	196.89
		123,720.12	61,860.06	127,859.75	38,357.93
		78,246.00	3,912.30		
		74,711.73	747.12		
		39,194.40	391.94	8,529,652.11	2,558,895.63
		33,277.91	332.78	267,986.36	2,679.86
		30,764.27	307.64		
		3,212.81	32.13	3,139.59	31.4
				920	9.2
				1,900.00	19
				66,871,673.07	668,886.48
				872	8.72
				504,453.14	5,044.53
				49,872.10	498.76
		2,594,394,774.29	26,795,824.44	121,434,376.22	4,376,396.36

		6,171,097.39	
		3,707,743.55	3,707,743.55
		3,560,000.00	4,256,115.04
		2,088,885.89	
		563,940.13	
		317,500.00	5,152,687.60
		189,968.43	3,423,277.04
		182,892.99	
		38,413.33	
			455,422.25
			25,397.90
			2,549,317.50
		1,149,994,578.91	1,212,114,587.28
		228,377,735.49	83,317,415.98
		115,009,594.82	203,329,594.82
		58,559,802.12	77,020,391.50
		1,376,187.42	
		1,210,926.06	2,526,341.63
		264,500.00	25,276.75
		236,275.74	236,275.74
		179,353.00	330,000.00
		120,745.52	
		14,081.02	
			300,300.00
			88,654.18
			3,950.00
		405,349,201.19	367,178,200.60
		114,674,483.25	131,247,871.55
		74,589,234.80	
		66,683,853.71	
		8,060,707.67	
		2,284,503.70	
		1,631,829.31	202,645.54
		710,308.97	446,849.25
		619,107.69	
		549,991.03	554,991.03
		274,758.16	
		199,088.82	4,132,970.24
		122,000.00	
		109,631.35	109,631.35
		109,609.57	2,466,809.57
		91,893.82	22,880,528.71
		56,460.54	

( )

2013 12 31

( )

2013 12 31 16,344,286.80

5

6 2 6,507,779.33

( )

1 2013 9 18

62% 2013 12 31

2

1 2013 12 31 341,905,610.85

1,685,697,165.38 2,356,660.94

2 2013 12 31 345,238,502.61

421,297,314.92 9,500,000.00 5,773,693.31

289,179.00

3 2013 12 31 118,010,000.00

( )

2014 3 28 2013 1,071,910,711

10 1.05 112,550,624.66

2013

( )

—	52,030,029.06	54,856,185.44
	95,076,127.27	85,675,363.37
	34,721,590.57	22,494,670.29
	8,324,507.64	8,324,507.64
—	199,999.96	463,592.30
	4,000,000.00	4,425,885.15
	3,800,000.04	3,962,292.85
	52,230,029.02	55,319,777.74

2 2013 12 31

2 759,320.00 502,140.40

257,179.60 2013 12 31

( )

1					
2					
3	13,320,000.00		-4,582,500.00		7,210,000.00
	13,320,000.00		-4,582,500.00		7,210,000.00

( )

2013 9 18

62% 2013 12 31

( )

1

		(%)		(%)		(%)		(%)
	3,944,300,000.00	99.49			3,877,453,679.28	99.46		

	20,162,578.36	0.51	19,879,062.65	98.59	20,964,724.38	0.54	20,108,795.52	95.92
	20,162,578.36	0.51	19,879,062.65	98.59	20,964,724.38	0.54	20,108,795.52	95.92
	3,964,462,578.36	/	19,879,062.65	/	3,898,418,403.66	/	20,108,795.52	/

			(%)	
7	3,944,300,000.00			
	3,944,300,000.00		/	/

		(%)			(%)	
1						
1-6	266,579.43	0.01	2,665.79	610,867.01	0.02	6,108.67
7 12	3,039049.24 11.72 re f8245 4,6 438	54,6 438	65.16 0.72 re f 41,695.16 438	6,084 0.72 0.72 re f 4,179.64	6,084 0.	Q06 .68

		(%)
	21,000,000.00	0.53
	19,617,702.86	0.49
	18,000,000.00	0.45
	58,617,702.86	1.47

62,900,000.00		5,553,947,519.37
		60,000,000.00
62,900,000.00		5,613,947,519.37

62,900,000.00

	10,820,192.32	10,820,192.32		10,820,192.32	80	80	
	28,000,000.00	28,000,000.00		28,000,000.00	93.33	93.33	13,596,845.06
	2,491,100.00	3,452,193.29		3,452,193.29	10	10	2,137,420.45
	12,752,000.00	13,021,966.17		13,021,966.17	10	10	
	800,000.00	800,000.00		800,000.00	10	10	211,340.32
	500,000.00	500,000.00		500,000.00	10	10	967,441.33
	500,000.00	500,000.00		500,000.00	3.33	3.33	214,144.63
	500,000.00	500,000.00		500,000.00	10	10	138,235.17
	500,000.00	500,000.00		500,000.00	10	10	
	3,000,000.00	100,000.00	2,900,000.00	3,000,000.00	10	10	
	120,000,000.00	60,000,000.00	60,000,000.00	120,000,000.00	100	100	
	50,000,000.00	50,000,000.00		50,000,000.00	100	100	
	8,319,738.34	8,319,738.34		8,319,738.34	100	100	
	39,615,802.11	39,615,802.11		39,615,802.11	100	100	
	111,714,038.72	111,714,038.72		111,714,038.72	100	100	9,542,932.59
	6,156,034,197.01	5,551,047,519.37	62,900,000.00	5,613,947,519.37			60,357,861.74

3

( )

1

[redacted]

	60,577,861.74	351,229,549.56

2

	18,141,528.71	14,456,939.01	
	15,407,973.48		
	13,596,845.06	14,165,642.11	
	9,542,932.59		
	2,137,420.45	3,752,605.69	
	967,441.33	825,004.05	
	214,144.63	163,137.49	
	211,340.32	41,543.32	
	138,235.17	207,876.75	
		53,747,610.39	
		99,369.54	
		66,733.36	
		916,493.64	
	60,357,861.74	88,442,955.35	/

( )

1		
	-12,016,905.63	279,355,760.74
	-229,732.87	135,589.90
	1,698,500.62	1,661,846.05
“ ”	1,290.45	46,971.25
“ ”		
“ ”		
“ ”	-1,636,059.99	48,238,205.26
“ ”	-60,577,861.74	

3		
	134,529,879.16	150,762,387.80
	150,762,387.80	280,340,296.24

	249,017,950.17	649,319,085.35	-61.65	
	13,440,265.83	268,280,777.84	-94.99	
	-4,582,500.00	-233,274,193.17	-98.04	
	-3,092,308,615.80	4,023,844,846.03	-176.85	
	3,698,822,451.81	-4,863,419,054.25	176.05	

( )
( )
( )

2014 3 29